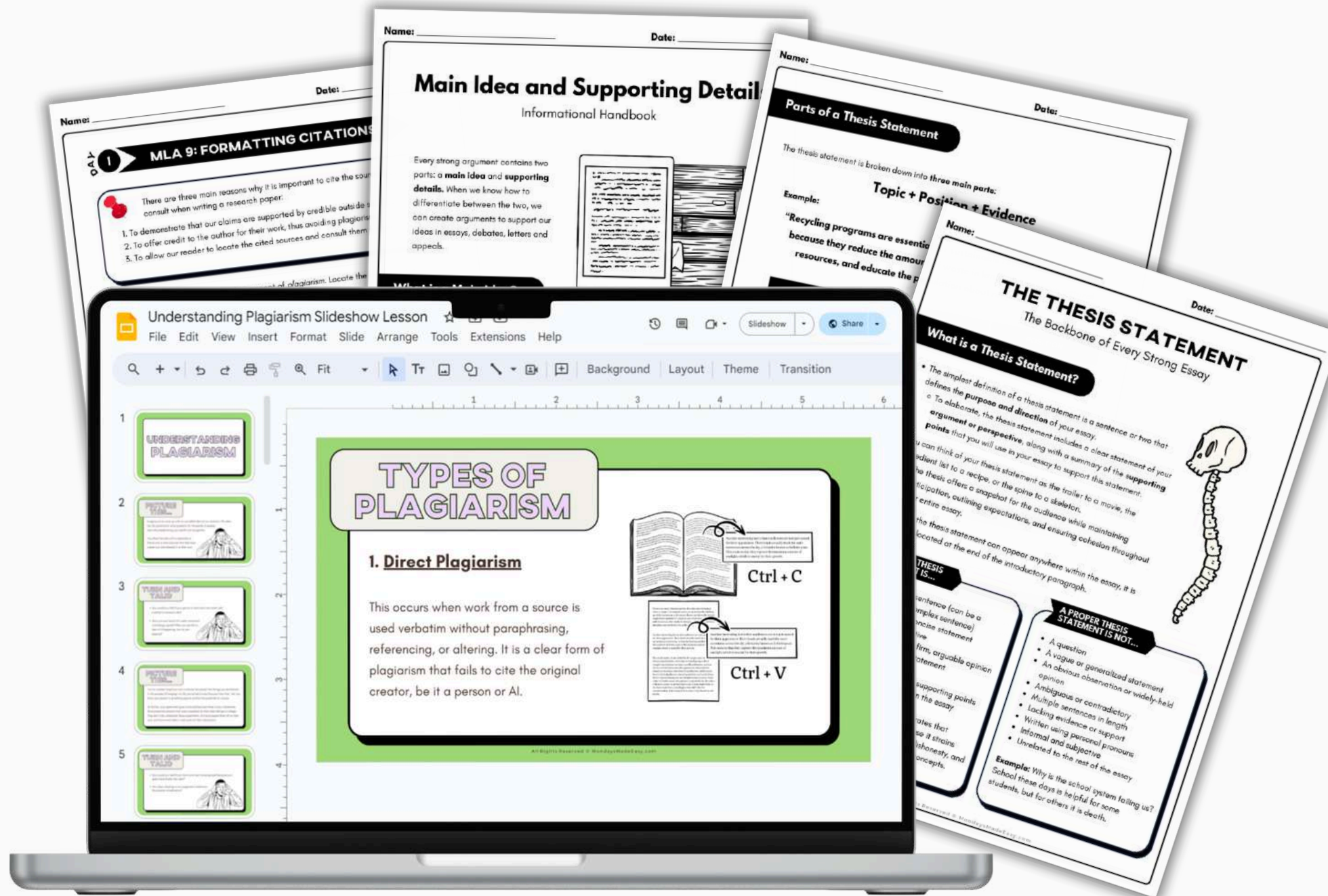


Teach How to Write a Research Essay

Are your students overwhelmed with writing research essays? This research essay bundle has everything you need to support them step-by-step!



- **Guide students through the entire research essay process** with engaging slideshow lessons, templates, and graphic organizers.
- **Build confident, independent writers** using differentiated tools like paragraph templates, spiral review activities, graphic organizers, and review games.
- **Encourage real-world application** with a culminating project where students turn their research into infographics, brochures, or documentaries.

Includes lessons, handbooks, graphic organizers, and more!

PURCHASE HERE

See what others are saying...

Here's what teachers like you are loving about the resources in this **Research Unit!**

 **Extremely Satisfied**

This was a fantastic resource. I appreciate all the time and effort that went into the planning of it. Thank you!

- Julie B.

 **A well-crafted resource**

This covers everything! What a great resource. The layout, breakdown, and graphics are easy to follow and appealing.

- The Blue Backpack (TPT Seller)

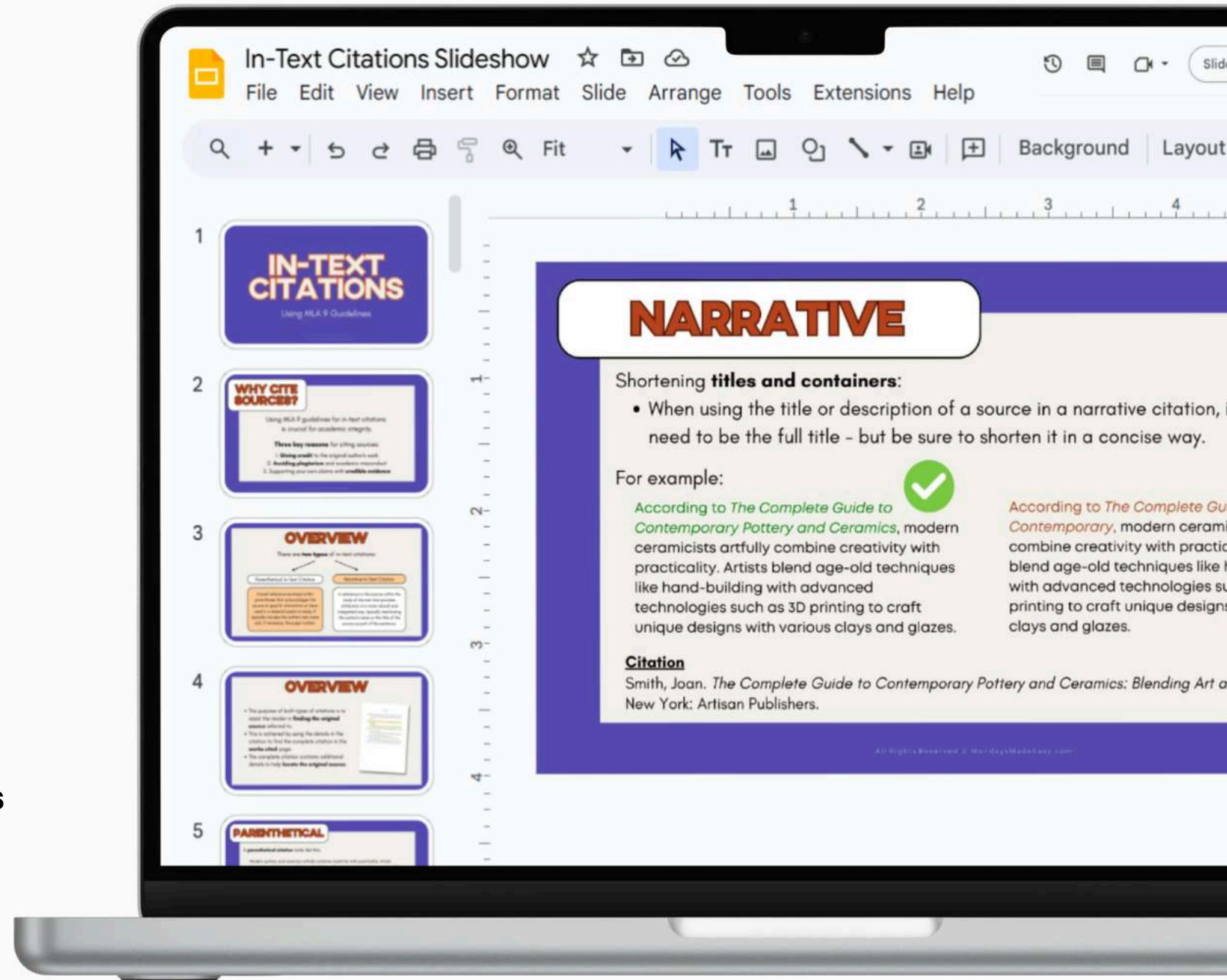
 **Extremely Satisfied**

Thank you for this valuable resource. I struggle with finding new ways to teach concepts and skills, and this resource does it for me. Thanks again!

- Erin C.

Included with this bundle:

- ✓ **Mastering Thesis Statements** Unit
- ✓ **Argumentative Writing** Unit
- ✓ **Avoiding Plagiarism** Unit
- ✓ **MLA Format, Citations, & Works Cited** Unit
- ✓ **Introduction & Conclusion Paragraph Templates**
- ✓ **Research Graphic Organizer**
- ✓ **Real-World Resource Extension Project**
- ✓ **Answer Keys, Writing Samples, and Mentor Texts**
- ✓ **Teacher Instructions** for how to use this resource



Includes Digital Resources for Google Drive®!

Teach Students to Write Strong Thesis Statements

This thesis statement unit will help your students master thesis statements to prepare for research-based argumentative essay writing

EXAMPLE

Topic + **Position** + **Evidence**

Recycling programs are essential for sustainable residential communities because they reduce the amount of waste in landfills, preserve natural resources, and educate the population about recycling practices.

THE THESIS STATEMENT
The Backbone of Every Strong Essay

What is a Thesis Statement?

- The simplest definition of a thesis statement is a sentence or two that defines the **purpose and direction** of your essay.
- To elaborate, the thesis statement includes a clear statement of your position on the topic.

Parts of a Thesis Statement

The thesis statement is broken down into **three main parts**:

Topic + Position + Evidence

Example:
"Recycling programs are essential for sustainable residential communities because they reduce the amount of waste in landfills, preserve natural resources, and educate the population about recycling practices".

TOPIC	POSITION	EVIDENCE
Recycling programs	are essential for sustainable residential communities	because they reduce the amount of waste in landfills, preserve natural resources, and educate the population about recycling practices

THESES STATEMENT CHECKLIST

- Is it one sentence in length? (can be a compound or complex sentence)
- Is it a specific and concise statement?
- Is it formal and objective?
- Is it an expressive, firm, arguable or clear, insightful opinion?
- Is it based on evidence?
- Is it more than one sentence in length?
- Is it lacking evidence or support?
- Is it written subjectively, informal or through the use of personal pronouns?
- Is it unrelated to the rest of the essay?
- Is it a question?
- Is it a vague or generalized statement?
- Is it a widely-held opinion?
- Is it ambiguous or contradictory?

A PROPER THESIS STATEMENT IS...

Example

"Research demonstrates that homework is ineffective because it strains students, promotes academic dishonesty, and may require the re-teaching of concepts."

- One sentence
- Firm, arguable opinion
- Specific and concise
- Based on evidence
- Formal and objective
- Indicative of main supporting points

THESES STATEMENT BELL RINGER

Instructions: Read the following thesis statement written in the Style B sentence structure.

"If you want a good education, if you are willing to work hard, and if you think education is important, then you should support mandatory homework."

Fill in the outline below by identifying the parts of the sentence within this thesis statement.

IF (SUBJECT + VERB + OBJECT PHRASE): _____

IF (SUBJECT + VERB + OBJECT PHRASE): _____

IF (SUBJECT + VERB + OBJECT PHRASE): _____

THEN (INDEPENDENT CLAUSE): _____

THESES STATEMENT BELL RINGER

Instructions: Observe the sentence construction of the following thesis statement.

"College education should be entirely funded by the government: student debt would be eliminated, education would not be commodified, and access to education would not be exclusive to privileged people."

This thesis statement is constructed using the following sentence style (STYLE C):

STYLE C: INDEPENDENT CLAUSE: SUBJECT + VERB, SUBJECT + VERB, SUBJECT + VERB

Using the thesis statement above, match each section of the statement with the part of the sentence listed below:

INDEPENDENT CLAUSE: _____

SUBJECT + VERB: _____

SUBJECT + VERB: _____

SUBJECT + VERB: _____

Explore Argumentative Writing with Your Students

This argumentative writing unit differentiates between different styles of writing and teaches students how to develop strong supporting evidence

Name: _____ Date: _____

EXPERIENCE

DEFINITION
Write down a definition of the term in your own words.

Create your own example for this term.

Name: _____ Date: _____

“If persuasive writing is opinionated, should it have a personal tone and share the author's narratives and experiences?”

Although persuasive writing is opinionated, its style remains formal. This means that persuasive writing should be formal.


Name: _____ Date: _____

FACT

Name: _____ Date: _____

Argumentative Writing

Personal Handbook



Example:

Let's take a closer look at the difference between a main idea and supporting details by examining the following argument:

"Getting enough sleep every night supports long-term memory because a study conducted at the Royal Ottawa Institute for Mental Health found that 8 hours of sleep is needed for our hippocampus to function properly, which is where we store our memories."

Name: _____ Date: _____

Persuasive Essay Practice

Write a persuasive paragraph that express an opinion on the topic provided below, using supporting points.

TOPIC: Are public surveillance systems an invasion of privacy?

Name: _____ Date: _____

STATISTIC

DEFINITION
Write down a definition of the term in your own words.

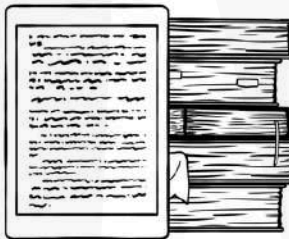
DEFINITION
Write down a definition of the term in your own words.

EXAMPLE
Create your own example for this term.

Name: _____ Date: _____

Main Idea and Supporting Details

Informational Handbook



Every strong argument contains two parts: a **main idea** and **supporting details**. When we know how to differentiate between the two, we can create arguments to support our ideas in essays, debates, letters and appeals.

What is a Main Idea?

A main idea is a general statement, opinion or an idea. It does not have any supporting details and it does not "paint a picture" in the audience's mind.

Ex: Getting enough sleep every night supports long-term memory.

What are Supporting Details?

Supporting details are examples that demonstrate the accuracy of the main idea. They are more specific and help "paint a picture" in the audience's mind.

Ex: A study conducted at the Royal Ottawa Institute for Mental Health found that 8 hours of sleep is needed for our hippocampus to function properly, which is where we store our memories.

Name: _____ Date: _____

How can we tell the difference between a main idea and supporting details?

Ask yourself the following questions:

- Does it have specific details? (Specific names, places, people, events)
- Does it tell a story? Does it "paint a picture" in your mind?
- Does it fit better before the word "because" or after?
- Is it true for many, or true for some?
- Is it an opinion? Is it an idea?

Categories of Supporting Details

Fact: A statement that can be proven true or false through evidence or observation. It is based on verifiable information.	Expert Advice: Guidance or recommendations provided by someone with specialized knowledge or expertise in a particular field. It is often used to add credibility to an argument.
Statistic: A numerical fact or piece of data that quantifies a situation or trend, often used to support an argument by providing objective evidence.	Analogies: Comparisons between two things to highlight similarities, often used to help explain or clarify a complex idea by relating it to something familiar.
Experience: Personal knowledge or practical involvement in a particular event or field. It is used to illustrate how something works in real life or to show firsthand understanding.	Hypothetical Situations: Imagined or theoretical scenarios used to demonstrate a point, explore consequences, or suggest possible outcomes based on certain assumptions.

Name: _____ Date: _____

Persuasive Essay Practice

Write a persuasive paragraph that express an opinion on the topic provided below, using supporting points.

Should public transportation be a free service subsidized by the government?

Guide Students to Avoid Plagiarism

Help your students understand and avoid plagiarism by exploring types of plagiarism and creating a classroom plagiarism policy together

Name: _____ Date: _____

Types of Plagiarism

Exploring Academic Dishonesty


Plagiarism involves claiming unoriginal work or ideas as the author's own. Plagiarism can be accidental or intentional; in both cases, it is a serious offense with real consequences.

In education, plagiarism is considered **academic dishonesty**. The consequences can involve suspension, expulsion, or a tarnished academic record.

In the professional sphere, plagiarism is considered **stealing**. Your work and your ideas are your intellectual property. To plagiarize, especially if the

The 5 Types of Plagiarism


It is your responsibility to be original in your writing. Here are the 5 types of plagiarism:




Tying it All Together

Understanding and avoiding plagiarism is essential in both academic and professional settings. It is also essential for maintaining your reputation and demonstrating strong personal character. **Plagiarism undermines the integrity of your work**, whether it occurs through intentional actions like direct plagiarism or unintentional mistakes such as patchwork plagiarism.

By recognizing the different forms of plagiarism, including self-plagiarism, ghostwriting, and echo plagiarism, you can ensure that your work remains original and properly credits all sources. Upholding academic honesty and intellectual property rights not only protects your reputation but also contributes to the credibility and trustworthiness of the communities you are part of.



Scenario Analysis #3



SCENE	TAKE
DIRECTOR:	SOUP:

Name: _____ Date: _____

TYPES OF PLAGIARISM

Task Card Worksheet

PATCHWORK PLAGIARISM

Name: _____ Date: _____

TYPES OF PLAGIARISM

Task Card Worksheet

PATCHWORK PLAGIARISM

4. If you think it can be accidental, provide an example.

5. Should "patchwork plagiarism" have consequences? Why or why not?

6. What do you think these consequences should be?

TURN & TALK

- What does the term "patchwork plagiarism" mean?
- Provide an example of this term.
- Can "patchwork plagiarism" be accidental? If so, provide an example.
- Should "patchwork plagiarism" have consequences? Why or why not?
- What do you think these consequences should be?

Name: _____ Date: _____

PLAGIARISM BINGO

Instruction: Mark the type of plagiarism on the card that matches the called-for type.


Direct Plagiarism	Citation Error	Paraphrasing
Ghostwriting	AI-Generated Content	Plagiarized Images
Contributed Sources	Original Work	Plagiarized Audio
Consequences		

Not using quotation marks around text that is copied

Copying a paragraph from a book without using quotation marks or citing the source

Reusing a paper you wrote for one class in another class

Ethical Dilemma #1



Strongly Agree



Strongly Disagree



Disagree

Help Students Master MLA Format

Use slideshow lessons, practice activities, and spiral review to teach students how to write in-text citations and references for their works cited page using this MLA unit

DAY 6 **MLA 9: FORMATTING CITATIONS**

Examine the following four citations. Label them by the type of citation. In the space below, note their similarities and differences.

Type of citation: Article published in an online news source

Smart, Amy. "Grizzly Bears Move North in High Arctic as Climate Change Expands Range." *National Post*, 14 Dec. 2019. www.nationalpost.com/news/canada/grizzly-bears-move-north-in-high-arctic-as-climate-change-expands-range.

Type of citation: _____

Wobleben, Peter. *The Hidden Life of Trees: What They Communicate: Discoveries From a Secret World*. Gt _____

DAY 4 **MLA 9:** _____

Why is it still considered plagiarized words?

The following is an organization's _____

United Nations. "UN I _____" *Hammarskjöld Libru* _____

Instructions: In the space below, _____

1. United Nations. _____

2. "UN Documentation: Econo _____

3. *Dag Hammarskjöld Libru*, _____

4. 7 May 2021, _____

5. www.research.un.org/en/docs/ecosoc.

BONUS: In the example above, the author's name is not repeated. Why not? In the example above, the author's name is not repeated. Why not?

DAY 8 **MLA 9: FORMATTING CITATIONS**

In the space below, briefly explain what a "container" is.

IDENTIFICATION

Instructions: First, identify the highlighted part of each source. Then, use your judgment to describe what type of source it is. Explain your reasoning.

1. "I Don't Want to be Free." *Killing Eve*, season 1, ep 1. www.hulu.com.

2. Smith, Clint. "Today is Fredrick Douglass' 200th birthday..." *Twitter*, 14 Feb. 2018. twitter.com/ClintSmithIII/status/93614253463477.

3. Charon, Rita, et al. *The Principles and Practice of _____*

4. Orloff, Jeffery. "Learn The Pros and Cons of 4 Co _____" *Balance*. www.thebalance.com/the-most-commo

MLA CITATION Sources Worksheets

Instructions: Examine the information in the source below. In the space provided, write a citation for this source using MLA format.

1.14

Bridge over a Pond of Water Lilies 1899

Claude Monet. *Oil on _____*

MLA CITATION Sources Worksheets

Instructions: Examine the information in the source below. In the space provided, write a citation for this source using MLA format.

1.2

BEMIDJI DAILY PIONEER

MLA CITATION Sources Worksheets

Instructions: Examine the information in the source below. In the space provided, write a citation for this source using MLA format.

1.4

Anthology of Southeast Asian Literature

Edited by Samorn Phasuk

Contents

1. Classic literature of Vietnam
2. Poetry and Prose of Malaysia
3. Buddhist hagiography
4. Popular novels in the Philippines
5. Classical Burmese literature
6. Buddhist hagiography

Smokethorn Press | New York © 2011

MLA CITATION Sources Worksheets

Instructions: Examine the information in the source below. In the space provided, write a citation for this source using MLA format.

1.6

A Silk Road Legacy: The Spread of Buddhism and Islam

MLA CITATION Sources Worksheets

Instructions: Examine the information in the source below. In the space provided, write a citation for this source using MLA format.

1.8

MLA CITATIONS DAILY QUIZZES

1. Which of the following is **not** a source? Highlight your answer.

1. To demonstrate that _____
2. To avoid copyright i _____
3. To allow our reader _____

2. **True or False:** If you cop _____

MLA CITATIONS DAILY QUIZZES

1. Label the following items as either a "source" or a "container"

Newspaper	Chapter in a Textbook
Music Album	Television Episode

SOURCE **CONTAINER**

2. Identify the highlighted part of the following citation in the space provided.

Smith, Clint. "Today is Fredrick Douglass' 200th birthday..." *Twitter*, 14 Feb. 2018. twitter.com/ClintSmithIII/status/93614253463477.

Includes Differentiated Writing Supports

Students can use these outlines to organize their research, and then brainstorm, develop, and write their argumentative essay

The image displays a collection of educational worksheets designed to assist students in writing argumentative essays. The materials include:

- SKELETON FRAMEWORKS (Research Essay Introductions):** Provides fill-in-the-blank structures for narrative and diverse viewpoints.
- MULTIPLE PARAGRAPH OPINION PIECE: PLANNING GUIDE AND OUTLINE:** Offers sections for 'DEVELOP AND ORGANIZE IDEAS' and 'GENERATE IDEAS' with specific prompts and bullet points.
- RESEARCH GRAPHIC ORGANIZER:** A structured form for organizing research, including sections for 'MY TOPIC', 'Overview', and 'Source No.' with prompts like 'Title and author of source' and 'How do I know this source is credible?'.
- QUICK-REFERENCE CARD MLA 9TH EDITION BY ORDER IN CITATION:** A reference guide for citing sources, listing categories like 'SOURCE', 'CONTAINER', and 'TRIBUTOR' with corresponding rules.
- OPINION ESSAY: 4-LEVEL RUBRIC:** A table with three columns (Level 2, Level 3, Level 4) and rows detailing criteria for developing a main idea, knowledge of conventions, and selection of information.

SUPPORT THE WRITING PROCESS!

Real-World Resource Extension Project

Students will build on their research to publish an infographic, pamphlet, brochure, documentary, or another medium of their choice

NAME: _____ DATE: _____

RESEARCH ESSAY

REAL-WORLD RESOURCE

APPLYING YOUR RESEARCH TO REAL LIFE

In order to create a "Real World" Resource, you will be revisiting your research synthesis essay. The objective of this assignment is to distribute your information to as many people possible; this involves using your creativity to come up with the best **medium** to communicate and distribute your research.



WHAT IS A MEDIUM?

A medium refers to the material or technology used to create and distribute a work of art or document of text. Medium can be more easily understood by the widely-used term "media," which is the plural word for medium.

All Rights Reserved © MondaysMadeEasy.com

REAL-WORLD APPLICATION ASSIGNMENT INSTRUCTIONS



FOLLOW THESE STEPS:

1. Review your research essay and make changes to any noted errors.
2. Consider your audience and purpose - who would benefit from knowing this information, and how can you effectively convey your message?
3. Choose a **medium**. Some examples of mediums include: brochure, pamphlet, poster, podcast, YouTube video, infographic, Instagram post, etc. Canva.com provides free software to create attractive media documents.
4. Transfer your information onto your medium. Remember that any graphics, music or other intellectual property must receive credit where due.



DUE DATE: _____

All Rights Reserved © MondaysMadeEasy.com

Real World Resource Rubric

File Edit View Insert Format Tools Extensions Help

100% Normal text Lato 10

Name: _____ Grade (%) _____

Real-World Resource: Research Essay Application

Category	Level 1	Level 2	Level 3	Level 4
Knowledge	Resource requires additional important information related to the research topic Resource integrates less than two researched sources	Resource highlights some important information related to the research topic Resource integrates at least two researched sources	Resource highlights important information related to the research topic Resource integrates at least three researched sources successfully	Resource thoroughly highlights important information related to the research topic Resource integrates at least three researched sources flawlessly
Inquiry	Choice of medium requires reconsideration See comments below	Medium is a sufficient choice but has limits See comments below	Medium is a great choice for the intended audience and can be redistributed	Medium is an excellent choice for the intended audience and can be easily redistributed
Communication	The grammar, mechanics and/or volume require improvement Information is inaccessible See comments below	The grammar, mechanics and/or volume demonstrate some lapses Information utilizes visual or verbal elements, but not both Information is somewhat accessible See comments below	The grammar, mechanics and/or volume are excellent Information is communicated utilizing both visual and verbal elements Information is accessible through the use of organizational features (headers, titles) and acquirable summarization	The grammar, mechanics, and/or volume are flawless Information is communicated utilizing both engaging visuals and clear verbal elements Information is highly accessible through the use of organizational features (headers, titles) and effective summarization
Application	Medium requires more effort and attention to detail Credit to original authors is not provided See comments below:	Medium demonstrates some effort and attention to detail Credit to original authors requires revision See comments below	Medium is engaging and demonstrates effort and attention to detail Credit to original authors is provided where necessary in MLA format	Medium is highly creative and demonstrates an exceptional amount of effort and attention to detail Credit to original authors is provided where necessary in flawless MLA format