

End of the Year Activity Bundle

These language-based activities, review games, projects, and reflective writing prompts will end your school year on a memorable note.

**GRADES
6-12**



- **Engage middle and high school students** with interactive, immersive, and fun games to wrap up the school year (these also work perfectly for back-to-school!)
- **Incorporate meaningful reflection and celebration** with writing prompts, memory books, student awards, and motivational end-of-year student gifts.
- **Reinforce language skills** through creative assessments like book trailers, review games, and student-led news articles.

**Make your end of the year
memorable with these activities!**

PURCHASE HERE

See what others are saying...

Here's what teachers like you are loving about this **End of the Year Activity Bundle!**

 **Extremely Satisfied**

Every activity in this bundle was a hit with my students, and not to mention so aesthetically beautiful too! I love everything from this seller and hope for more middle school packets in the future.

- Kate A.

 **Extremely Satisfied**

Love the activities. This is not only fun but educational! Loved everything about it and would recommend.

- Taylor P.

 **Extremely Satisfied**

Ends the year on a high note. I love the activities and will definitely be using them again!

- Isa H.

Included with this bundle:



8 End of the Year Games

- End of the Year Jeopardy
- "Survival Scenario" Escape Room
- "Hot Takes" Four Corners Game
- "The Case of the Missing Manuscript"
- Classroom Feud & more!



5 End of the Year Projects

- Book Trailer Project
- End of the Year News Articles
- Plan a Vacation Project & more!

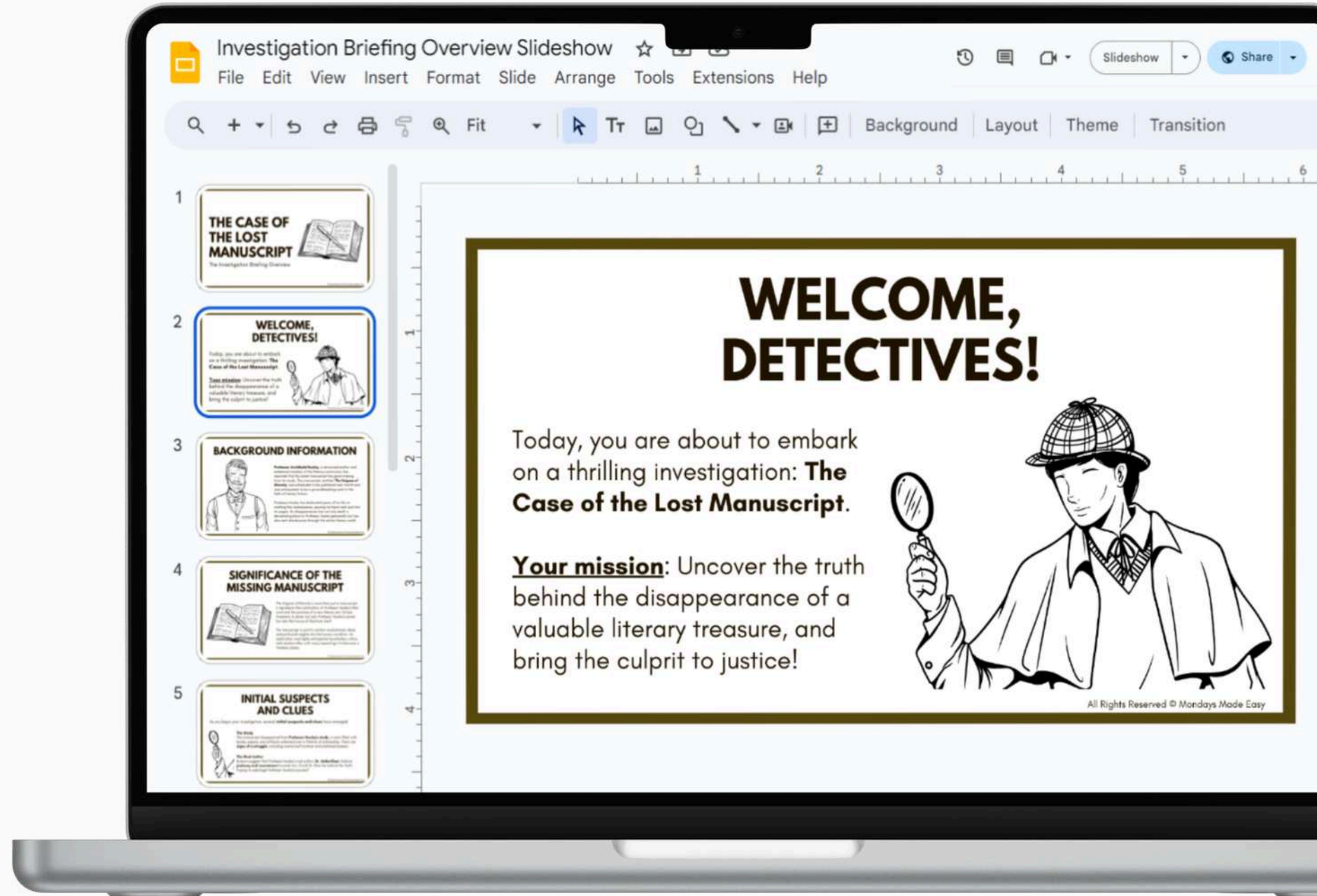


End of the Year Activities

- End of the Year Playlist Activity
- Literary Quotes Reflection Journal
- Enneagram Personality Test & more!



End of the Year Gifts for Students

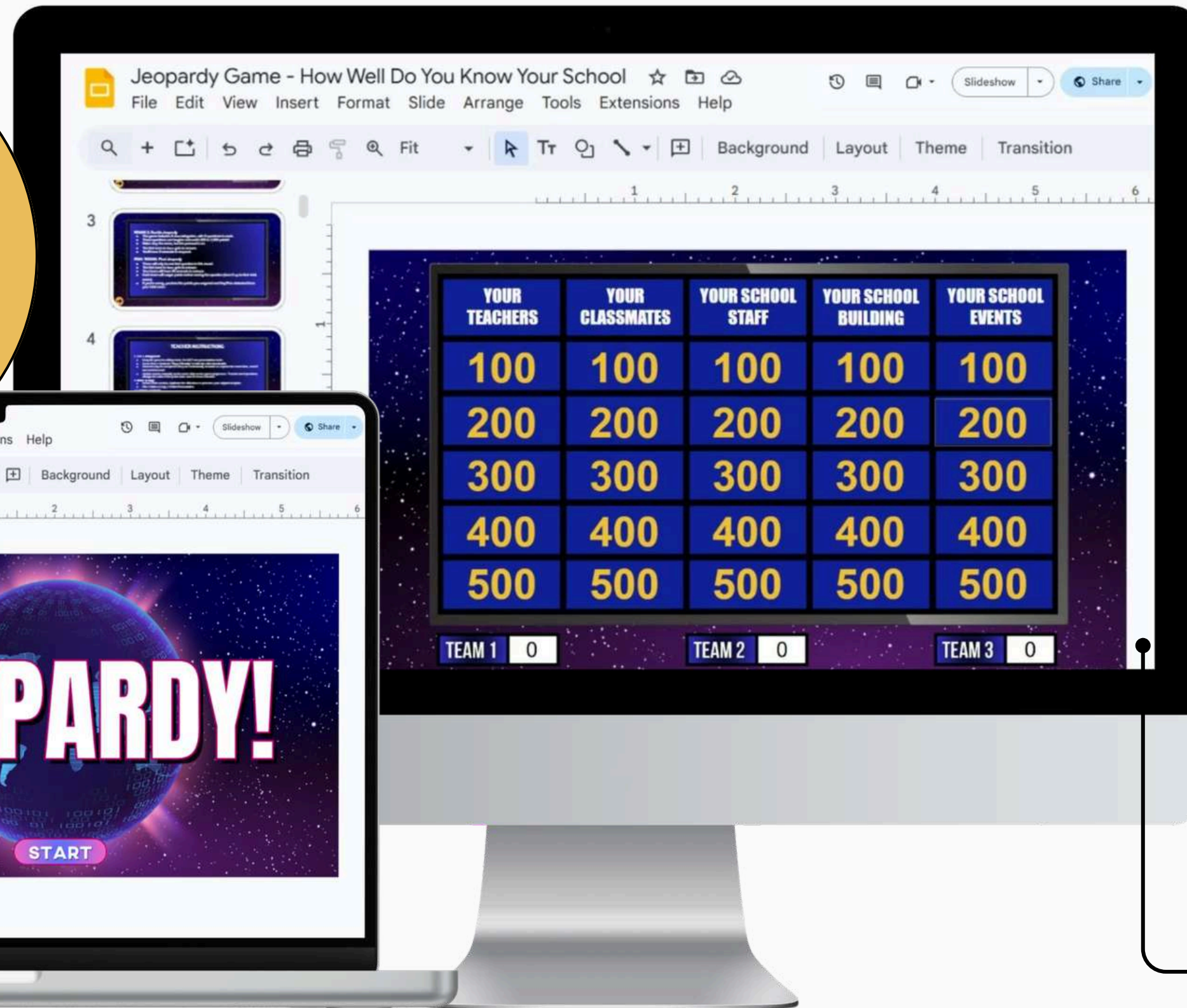


Includes Digital Resources for Google Drive®

End of the Year Jeopardy Game

Students will compete in a school-themed Jeopardy game that tests how well they know their teachers, events, traditions, and school trivia!

Made for
PowerPoint®
+ Google
Drive®



Simply fill in the bracketed placeholders with your own teacher names, room numbers, and school events for a personalized end-of-year review game!

Enneagram Personality Quiz

This lesson provides students with language to reflect on their identity, build empathy, and foster positive classroom relationships.

Name: _____ Date: _____

ENNEAGRAM TEST

Assessment Sheet

Instructions:


- Read each statement carefully.
- Shade the circle (●) that best describes how much you agree with the statement.
- Be honest—there are no right or wrong answers!

TEST QUESTIONS	Never 1	Rarely 2	Sometimes 3	Often 4
1. I set high personal goals and push myself to achieve them.	<input type="radio"/>	<input type="radio"/>	<input type="radio"/>	<input type="radio"/>
2. I often worry about things going wrong and prepare for the worst.	<input type="radio"/>	<input type="radio"/>	<input type="radio"/>	<input type="radio"/>
3. I try to be kind to everyone, even if I don't agree with them.	<input type="radio"/>	<input type="radio"/>	<input type="radio"/>	<input type="radio"/>
4. I feel the need to be unique and express my individuality.	<input type="radio"/>	<input type="radio"/>	<input type="radio"/>	<input type="radio"/>
5. I enjoy solving problems and figuring out how things work.	<input type="radio"/>	<input type="radio"/>	<input type="radio"/>	<input type="radio"/>
6. I want to be seen as successful and competent.	<input type="radio"/>	<input type="radio"/>	<input type="radio"/>	<input type="radio"/>
7. I strongly dislike being controlled by others.	<input type="radio"/>	<input type="radio"/>	<input type="radio"/>	<input type="radio"/>
8. I feel most comfortable when I know what to expect.	<input type="radio"/>	<input type="radio"/>	<input type="radio"/>	<input type="radio"/>
9. I can sense the emotions of people around me and adjust accordingly.	<input type="radio"/>	<input type="radio"/>	<input type="radio"/>	<input type="radio"/>
10. I sometimes feel like I don't quite fit in with others.	<input type="radio"/>	<input type="radio"/>	<input type="radio"/>	<input type="radio"/>
11. I seek out new experiences and enjoy taking risks.	<input type="radio"/>	<input type="radio"/>	<input type="radio"/>	<input type="radio"/>
12. I am highly responsible and take my commitments seriously.	<input type="radio"/>	<input type="radio"/>	<input type="radio"/>	<input type="radio"/>
13. I find it hard to relax because I always have things to do.	<input type="radio"/>	<input type="radio"/>	<input type="radio"/>	<input type="radio"/>
14. I value deep conversations over small talk.	<input type="radio"/>	<input type="radio"/>	<input type="radio"/>	<input type="radio"/>
15. I often try to take care of others, even if it means ignoring my own needs.	<input type="radio"/>	<input type="radio"/>	<input type="radio"/>	<input type="radio"/>
16. I have a strong sense of justice and fairness.	<input type="radio"/>	<input type="radio"/>	<input type="radio"/>	<input type="radio"/>
17. I sometimes change my personality depending on the people I'm around.	<input type="radio"/>	<input type="radio"/>	<input type="radio"/>	<input type="radio"/>

All Rights Reserved © MondaysMadeEasy.com

THE PEACEMAKER

ENNEAGRAM TYPE 9



Peacemakers are calm, accepting, and supportive. They seek harmony and avoid conflict but may struggle with passivity. Their greatest strength is their ability to bring people together and create peace.

Enneagram Slideshow Lesson

File Edit View Insert Format Slide Arrange Tools Extensions Help


1 2 3 4 5

- 1 UNDERSTANDING THE ENNEAGRAM
A Journey into Personality Types
- 2 PICTURE THIS
Have you ever wondered why you react to situations differently than your friends or family?
- 3 TURN AND TALK
Some people thrive on structure and planning, while others prefer to go with the flow—why is that?
- 4 EXAMPLE
Many leaders, creatives, and entrepreneurs use personality tools like the Enneagram to understand themselves and others better.
- 5 WHAT IS THE ENNEAGRAM?
The Enneagram is a personality framework that identifies nine core personality types, helping individuals understand their motivations, fears, and behaviors.

ENNEAGRAM TYPES

Type 4 - The Individualist

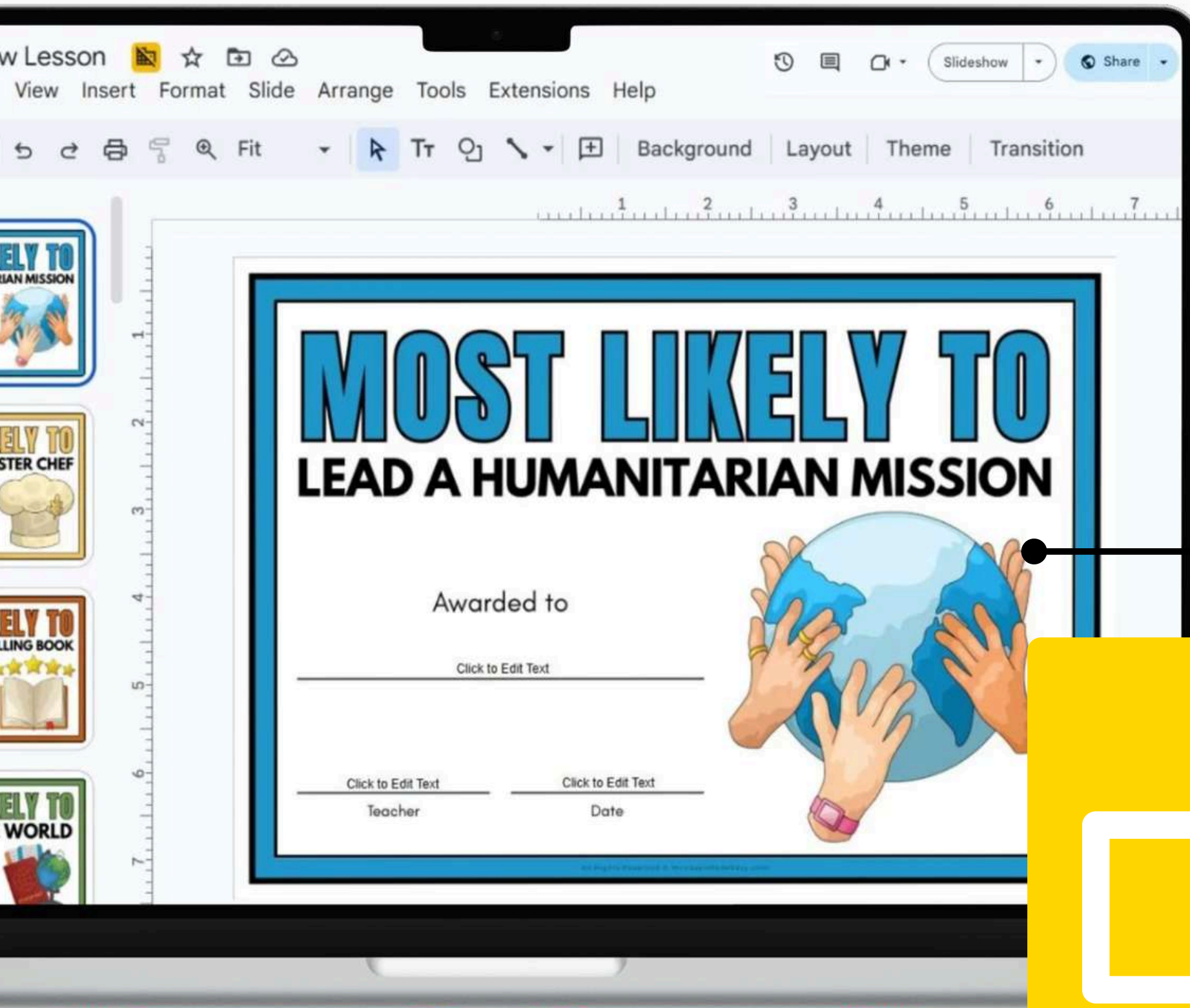
- A deeply expressive and introspective person who values uniqueness and emotional depth.



All Rights Reserved © MondaysMadeEasy.com

End of the Year Class Awards

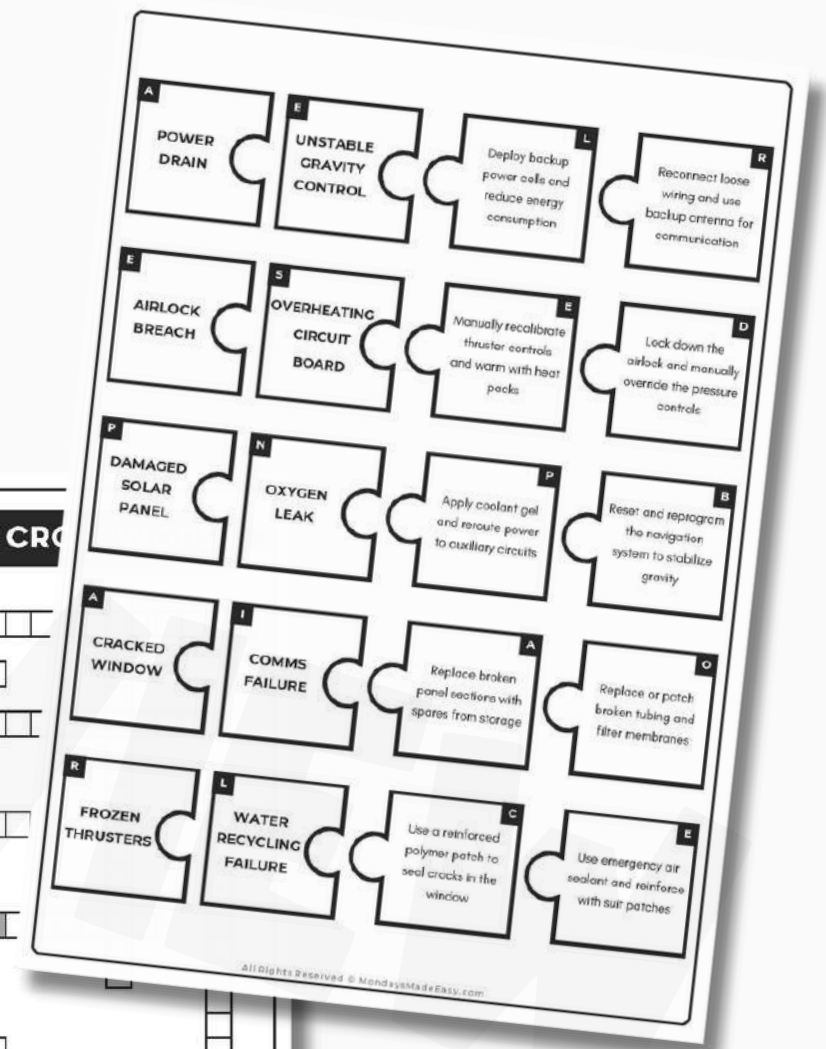
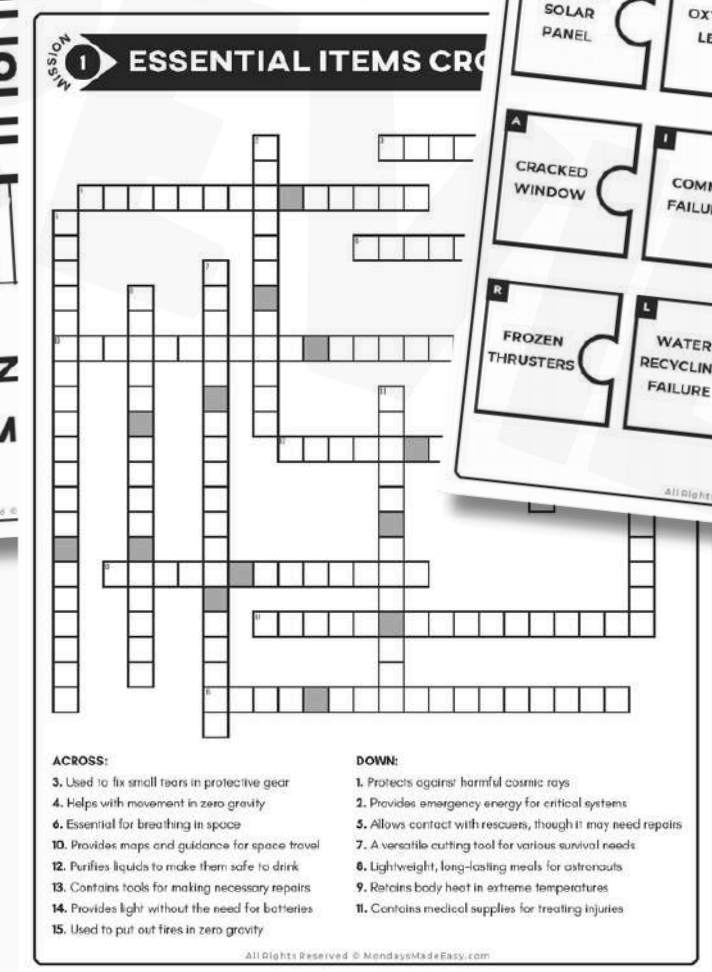
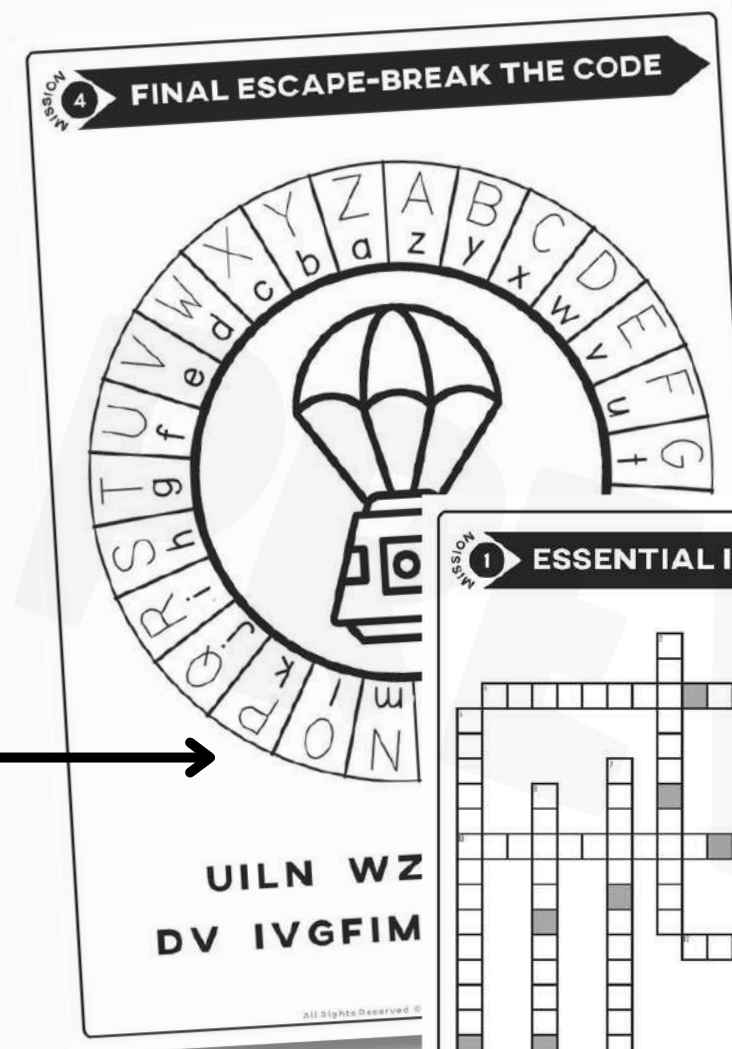
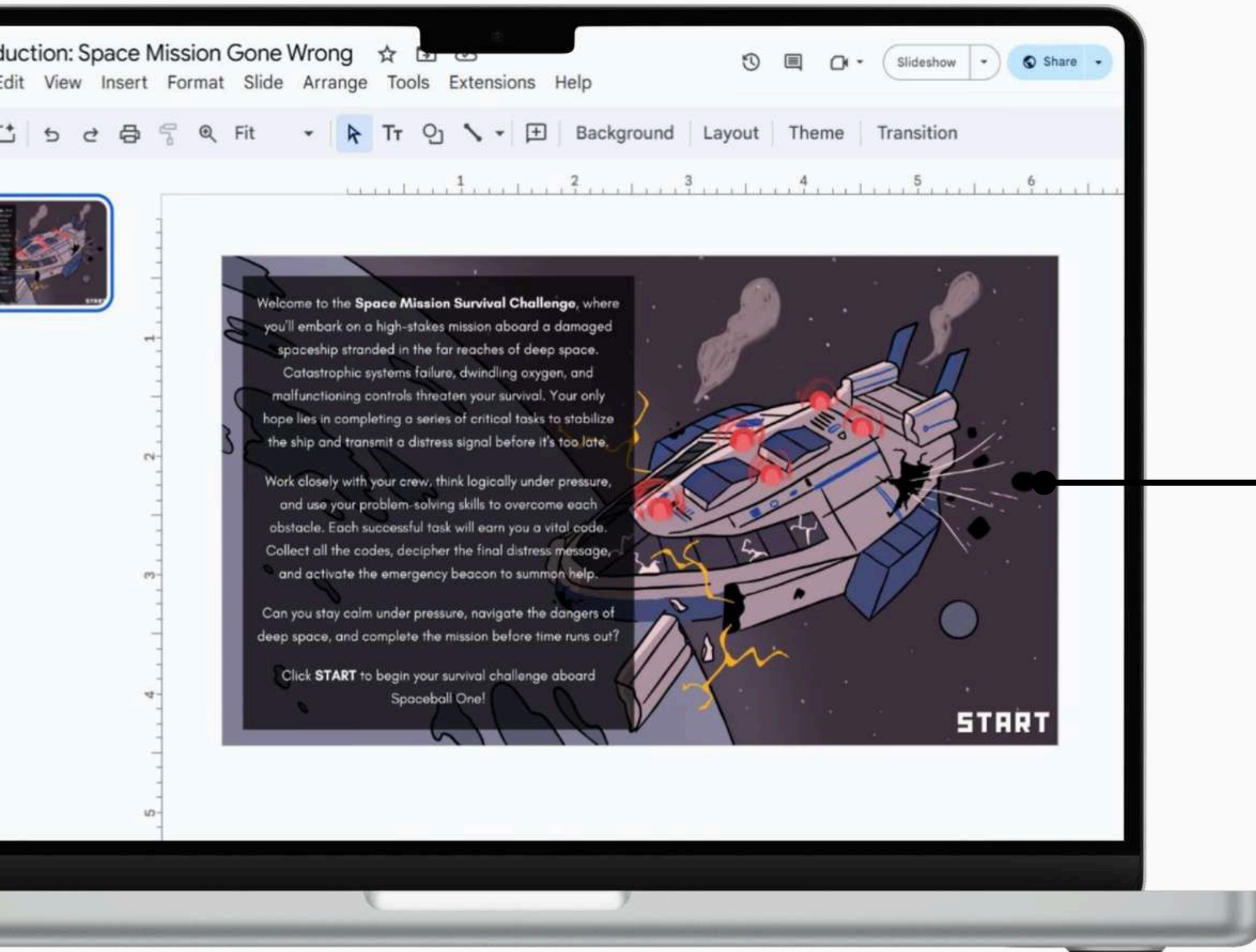
Wrap up the year with personalized “Most Likely To” certificates that celebrate students’ unique talents, personalities, and future potential



Print on cardstock for a professional, keepsake-worthy award!

Survival Scenario Escape Room Game

Challenge students' critical thinking skills through tasks like decoding encrypted messages, solving riddles, and using context cues to decipher meaning



End of Year School Playlist Activity

Students reflect on key moments, emotions, and growth from their school year and curate a 6-song playlist with written explanations for each song choice!

Ready-to-use template for students!

The image displays two versions of a 'My School Year Playlist' template. On the left is a physical worksheet with a 'Name:' and 'Date:' field, a title 'My School Year Playlist', and six boxes labeled 'Song & Artist'. On the right is a digital presentation slide titled 'School Year Playlist Slideshow' with a menu bar (File, Edit, View, Insert, Format, Slide, Arrange, Tools, Extensions, Help) and a toolbar. The slide content includes:

- REQUIREMENTS:**
 - 6 separate song/artists/album/artists
 - 3-5 sentences of explanation per song
 - Thoughtful connection to real experiences
- COMMON THEMES YOU MAY USE:**


ACADEMIC	SOCIAL & PERSONAL	PERSONAL
Success	Friendship	Love
Failure	Change	Overcoming
Struggle	Identity	Hope
Resilience	Self-discovery	Perseverance
- SONG EXPLANATION WRITING FRAME:**

Use these sentence starters:

 - This song reminds me of _____.
 - I chose this song because _____.
 - The lyrics "_____," relate to my experience of _____.
 - This song shows how "high school" _____.
 - Overall, this song reflects my year because _____.
- EXAMPLE SLIDE:**

EXAMPLE

My School Year Playlist



I chose this song because it reminds me of my friends who helped me during stressful times. Whenever I felt overwhelmed, they encouraged me. This song shows the importance of friendship in my school year. It made me feel supported and less alone.

Count on Me by Bruno Mars

A yellow document icon is located in the bottom right corner.

Interactive 4 Pics 1 Word Review Game

This game helps students reinforce key concepts in a fun and memorable way!

The image displays a Google Slides template for a '4 Pics 1 Word' game. On the left, a game board for the word 'Haiku' is shown. It features four images: cherry blossoms, a mountain landscape, a person making a peace sign, and a traditional Japanese building. The word 'Haiku' is written in large letters, and a keyboard layout is provided below. On the right, a laptop screen shows the Google Slides interface with the template loaded. A yellow document icon with a white square is overlaid on the bottom right of the laptop screen.

Formatted for Google Slides®!

Book Trailer Project Outline

This book trailer project can be used for any independent novel study, whole-class novel, or even as a final assessment for literature circles!

Name: _____ Date: _____

STUDENT PLANNER & CHECKLIST

Book Trailer Project

Instructions:
Use the checklist below to keep on task with your book trailer. Discuss members to determine the **target dates** for each task. The target date for when you will complete each task. Each member of the group will use this planner and checklist. Turn your checklist in with your outline.

TASK	TARGET DATE	NOTES
Brainstorm trailer script		
Write trailer script		
Brainstorm film locations for setting		
Complete Storyboard		
Obtain film equipment and/or video editing program		


All Rights Reserved © MondaysMadeEasy.com

Name: _____ Date: _____

BOOK TRAILER PROJECT

Assessment Outline

For this assignment, your group will create a book trailer to capture the important elements of the novel. These elements include **characterization, conflict, setting, and themes**.



What is a Book Trailer?

A book trailer is a short film created to introduce the audience to a story, offering only enough information to **spark the audience's interest**. Much like a movie trailer, the audience should not know the resolution to the story after watching the book trailer. This means that the trailer **should not "spoil" the experience** of the story itself.

1 BOOK TRAILER

Your group's book trailer between **5-7 minutes in length**. You can create your book trailer by either filming it or using an online animation program. If you do not have access to a program or do not know how to create a book trailer, be sure to speak to your teacher.

Your book trailer should include the following:

- Literary analysis of main characters:** Each main character should be presented in the trailer. Illustrate parts of the novel that are important for their character development.
- Literary analysis of main conflict:** The main conflict should be captured in the trailer. Illustrate parts of novel that highlight the main conflict of the novel.
- Literary opinions:** Include quotations in the trailer that express your opinion of the novel. Focus on insights beyond mere enjoyment or disapproval. For example, rather than saying, "I liked the novel," discuss how it aligns with your worldview or articulate your critical reaction to the novel.

Use the **Book Trailer Planner and Checklist** and **Storyboard Graphic Organizer** to begin planning the details for your book trailer.

All Rights Reserved © MondaysMadeEasy.com

Name: _____ Date: _____

NO SPOILERS

A **spoiler** reveals key plot details. In order to respect future readers' experiences, always avoid "spoiling" any surprises in your book trailers!

REFLECTION

In the movie trailer, each member of the group must hand in a written reflection about **300-500 words**.

Include the following:

- for main characters:** How does your trailer represent the characters within the novel?
- of main conflict:** What is the main conflict presented in your book trailer convey the main conflict within the novel? What caused this conflict? Explain at least three themes, and how they relate to the conflict.

What was your feedback of the novel? Consider the writing style you felt, the reactions you experienced, and how this novel may have changed your perception of your world.

Storyboard: _____

Trailer: _____

Reflection: _____

All Rights Reserved © MondaysMadeEasy.com

Group Names: _____ Date: _____

BOOK TRAILER STORYBOARD

Graphic Organizer

Instructions: Use the boxes below to **illustrate various scenes** for your book trailer, including the **setting, characters, key objects, and props**. Include a description next to each scene to narrate your illustration. Note the intended camera angle and any camera movement (panning, zooming, etc.) to convey how the shot should be filmed. If the scene includes any on-screen text, like titles or captions, write this down. For dialogue, refer to documents where actors can find the script. Finally, note **any music, transitions, or special effects**.

Scene 1

Scene 2

Includes a **reflective writing assignment** for independent literary analysis!

Manuscript Mystery Game

This activity engages students to analyze clues, evaluate evidence, and draw conclusions to solve the mystery at hand

The screenshot shows a presentation software interface with a slide titled "WELCOME, DETECTIVES!". The slide features a detective illustration and the following text:

WELCOME, DETECTIVES!

Today, you are about to embark on a thrilling investigation: **The Case of the Lost Manuscript.**

Your mission: Uncover the truth behind the disappearance of a valuable literary treasure, and bring the culprit to justice!

The slide also includes a small illustration of a detective wearing a hat and holding a magnifying glass. The presentation software interface shows a menu bar with options like "File", "View", "Insert", "Format", "Slide", "Arrange", "Tools", "Extensions", and "Help". There is also a "Slideshow" button and a "Share" button.

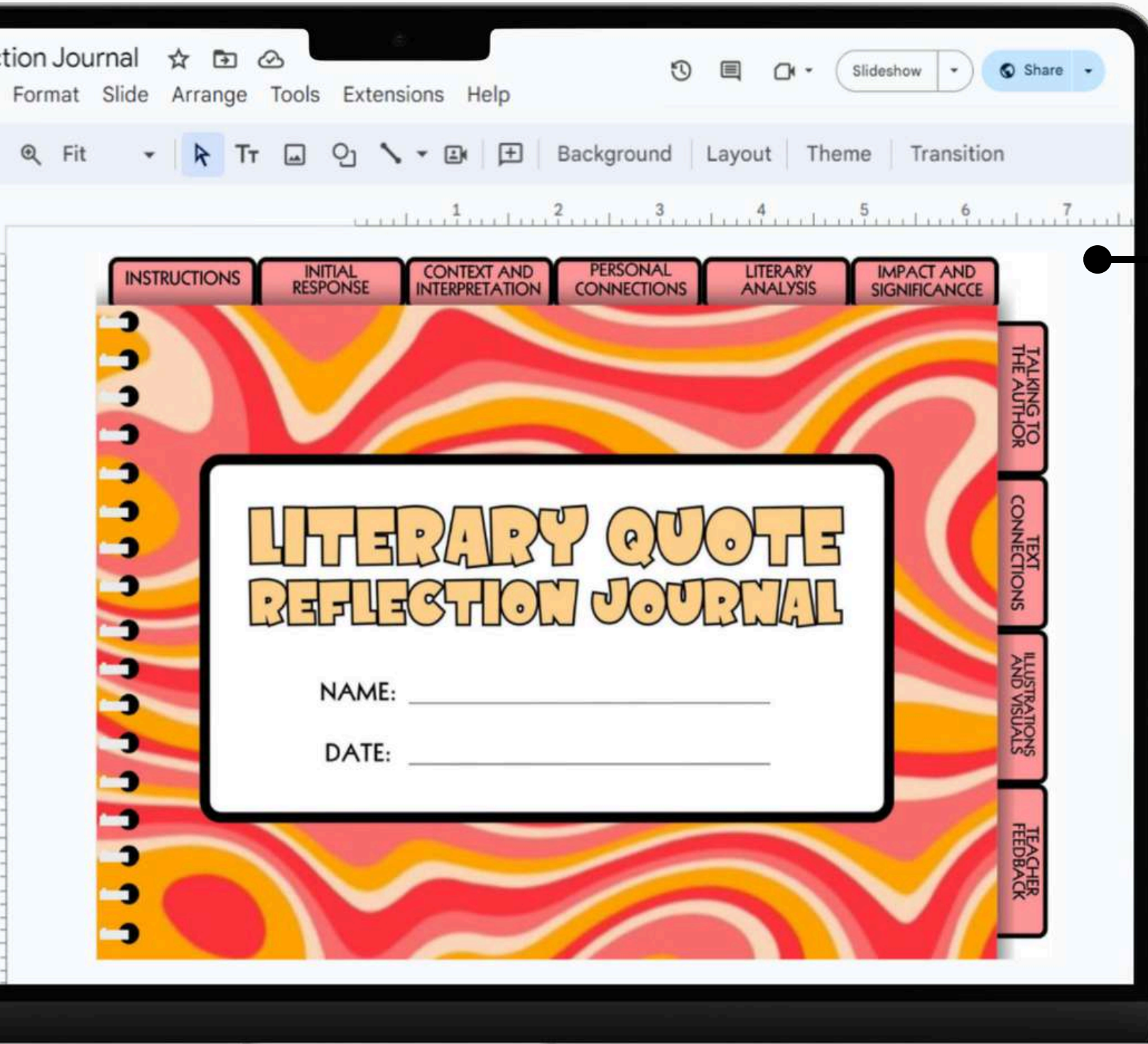
This collage contains several clue cards and a character profile:

- CLUE CARD #3**
Broken Pi
A shattered picture from the study window. The Professor Huxley received the award, now marred.
- Document 2: Handwritten Note**
Found Hidden Beneath Professor Huxley's Desk
Note:
"To the esteemed Professor Huxley, I urge you to reconsider the path you are treading. The secrets you seek to uncover may prove more dangerous than you realize. Beware those who would seek to silence your voice and extinguish your light. Signed, a Concerned Friend."
- Dr. Aisha Khan**
Background: Dr. Aisha Khan is a renowned author in her own right, known for her provocative literary works and sharp wit. She and Professor Huxley have a long-standing rivalry, stemming from their competing ideologies and differing approaches to writing.
Potential Motive: Dr. Khan harbors jealousy and resentment towards Professor Huxley, viewing him as a rival for literary acclaim. She may have stolen the manuscript in an attempt to sabotage his success and elevate her own reputation.

Challenge students' **critical thinking, inferencing, and problem-solving skills!**

Literary Quote Writing Prompts

This activity features 24 powerful literary quotes for teens paired with reflective writing journal prompts



Name: _____ Date: _____

2 CONTEXT AND INTERPRETATION

a. What do you think the author was trying to **communicate** with this quote?

INSTRUCTIONS

Welcome to your **Literary Quote Reflection Journal**! This journal will help you capture and organize your thoughts, analyses, and reflections about your selected literary quote. Each page of the journal explores a different topic. You can work through the pages in any order that you wish. Take your time reflecting on and responding to each prompt.


MY LITERARY QUOTE:

Write your chosen literary quote here:

Name: _____ Date: _____

LITERARY QUOTE

Reflection Prompts



MY LITERARY QUOTE

Write your chosen literary quote here.

“ _____ ”

1 INITIAL RESPONSE

a. What was your **immediate reaction** to the quote? What did you think or feel when you first read it?

b. Does the quote **resonate** with you?

INITIAL RESPONSE

a. What was your **immediate reaction** to the quote? What did you think or feel when you first read it?

b. Does the quote

**"It matters not what someone is born,
but what they grow to be."**

**"Adversity is like a strong wind.
It...tears away from us all but the
things that cannot be torn, so that
afterward we see ourselves as we
really are, and not merely as we
might like to be."**

Memoirs of a Geisha, Arthur Golden

All Rights Reserved © MondaysMadeEasy.com

Harry Po:

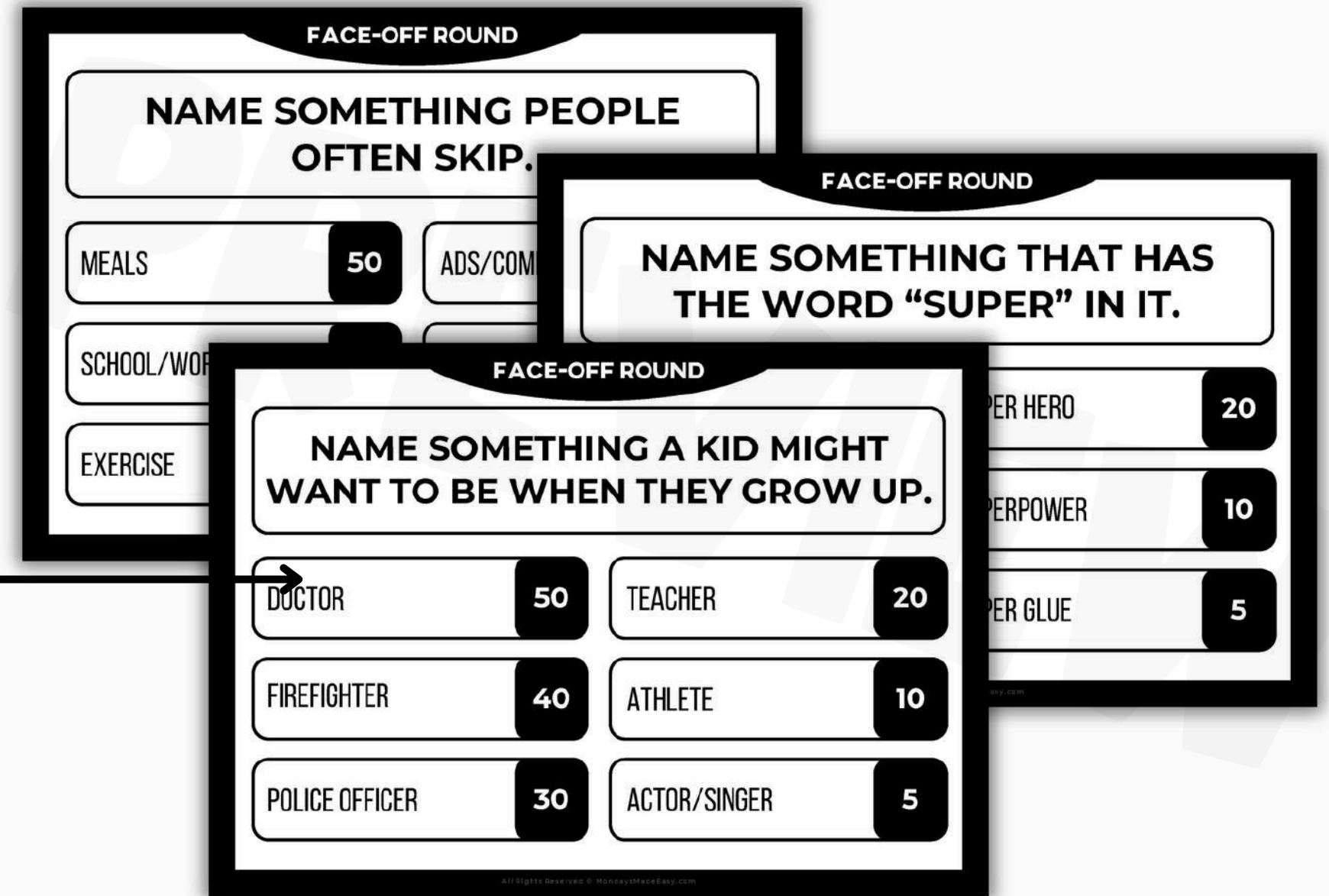
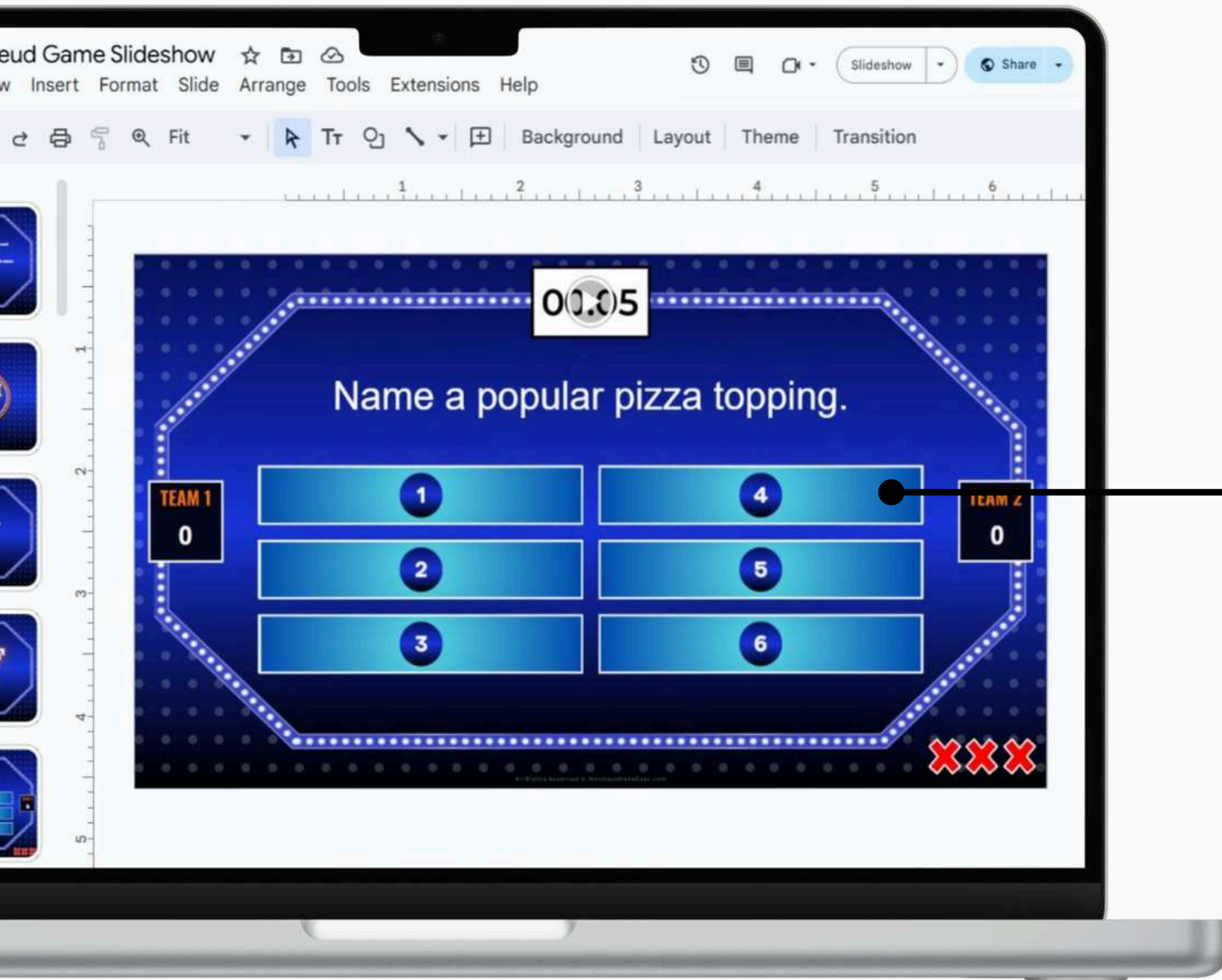
**"Life will break you. Nobody can
protect you from that, and living
alone won't either, for solitude will
also break you with its yearning."**

The Painted Drum, Louise Erdrich

All Rights Reserved © MondaysMadeEasy.com

Classroom Feud Team-Building Game

Modeled after the classic Family Feud format, this team-building activity is a great way to engage students!



03:00

Includes **customizable**
countdown timers!

Book Jacket Design Project

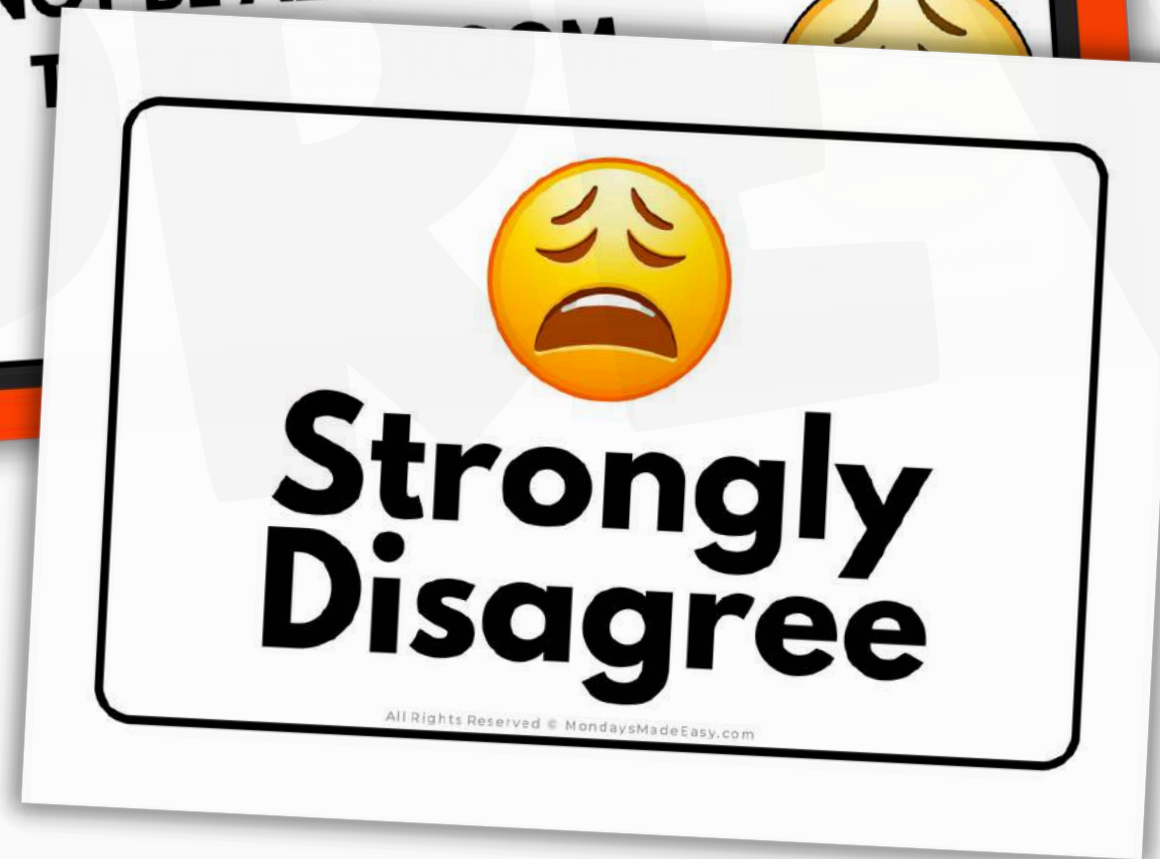
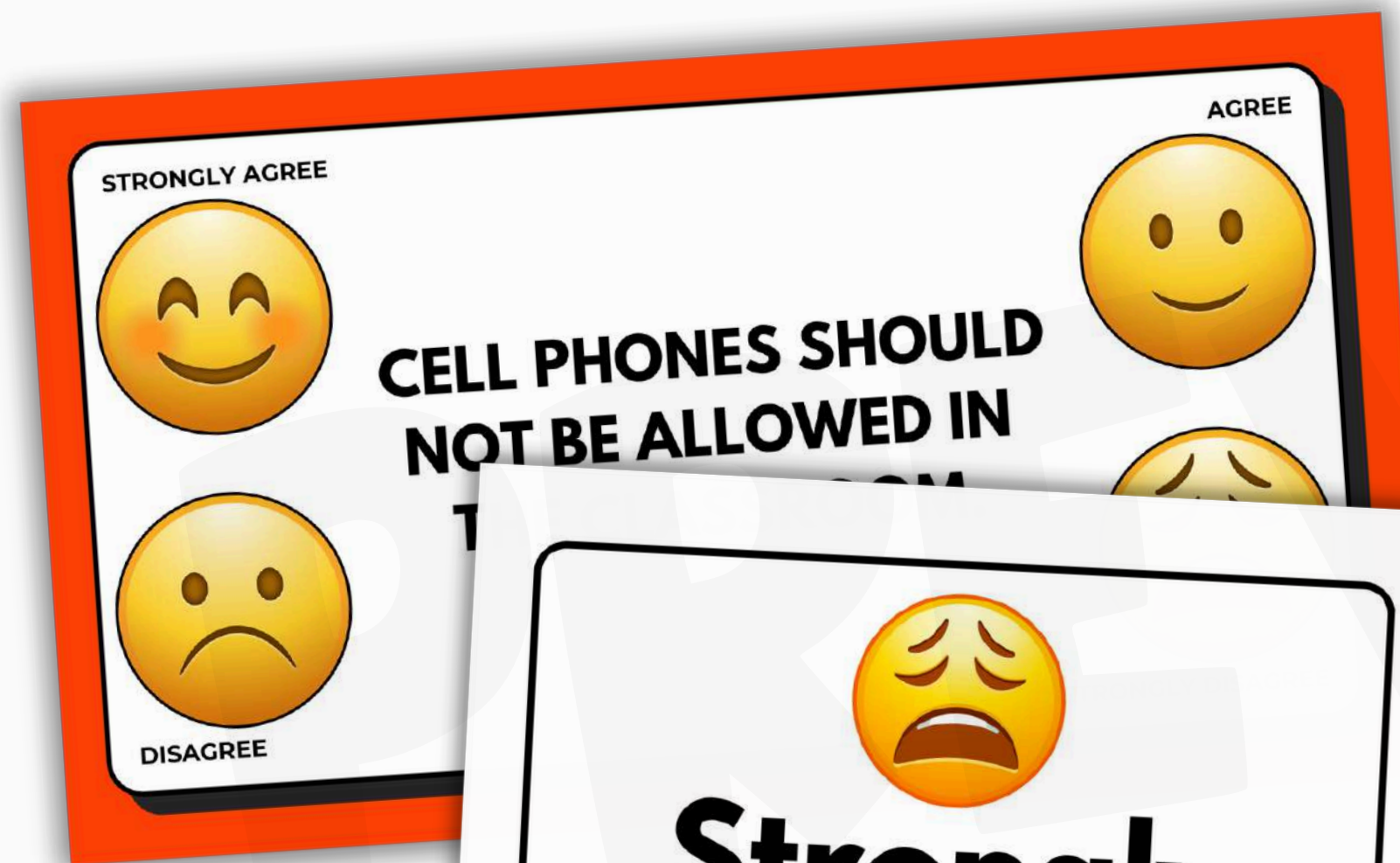
Students will analyze a novel's themes, characters, and mood to design a complete book jacket!



Also available as an editable Canva template!

Hot Takes: 4 Corners Discussion Game

Students rate their opinions on school-related hot takes, then physically move to corners of the room to debate and defend their positions



**EDITABLE
TEMPLATES
INCLUDED!**

Blog & Vlog Book Review Assignment

This differentiated book review project explores key story elements for any short story or novel, focusing on characterization, themes, and conflict

WRITING A BOOK REVIEW

Video Reviews

A **video book review** offers an engaging and dynamic way for viewers to gain insights into a

Written Reviews

Written book reviews allow readers to dive into a reviewer's perspective and explore their interpretations in a more in-depth manner. Found in publications like **newspapers, magazines, and online blogs**, they typically provide a detailed analysis of various elements of the book, including its plot, characters, writing style, themes, and overall impact.

Name: _____ Date: _____



Spoiler Alerts

A **spoiler alert** signals that key plot details are about to be revealed. It allows reviewers to discuss important aspects of a book while respecting future readers' experiences. Always include a spoiler alert if you're going to "spoil" any surprises!

2. Analyzing Characters

Introduce the main character

Name: _____ Date: _____

WRITTEN BOOK REVIEW Draft Template

Book Title: _____

1. Title and Introduction

Choose a **catchy and descriptive title** that gives readers a glimpse about. It should **grab their attention** and make them want to read more.

Provide a brief overview of the novel, including the **title, genre, and main characters**.

Share a few details about the **author** and the context in which the book was published.

Name: _____ Date: _____

WRITTEN BOOK REVIEW

You may be wondering, why create **book reviews**? Well, imagine this: you've just finished reading an incredible novel, and you're bursting with thoughts and insights about it. You want to share your experience with others and perhaps even persuade them to pick up the book themselves. That's where book reviews come in!

The Purpose of Book Reviews

Book reviews serve as valuable guides. They offer insights into the plot, characters, themes, and writing style of a novel. They help readers make informed decisions about which books to explore next. By creating book reviews, you'll be contributing to this tradition of sharing and shaping literary experiences.

Designed for Novels Studied in Class

In this activity, you'll be focusing specifically on the novels you've discussed during your class sessions. These novels have sparked discussions, challenged your thinking, and perhaps even left a lasting impression on you. Now, it's time to dive deeper into these texts and share your perspectives with the world.

Helping Others Decide

Consider the impact your book review can have on others. Your thoughtful analysis and enthusiastic presentation could inspire someone to pick up a book they might not have otherwise considered. Your review might resonate with a fellow reader, sparking a meaningful conversation or a shared reading experience. In essence, your book review has the power to connect people with stories and ideas, enriching their literary journey.

As you begin on this book review, remember the significance of your role as a reviewer and storyteller. Embrace the opportunity to share your passion for literature and engage others in meaningful conversation. Your voice matters!

Name: _____ Date: _____

VIDEO BOOK REVIEW

You may be wondering, why create **book reviews**? Well, imagine this: you've just finished reading an incredible novel, and you're bursting with thoughts and insights about it. You want to share your experience with others and perhaps even persuade them to pick up the book themselves. That's where book reviews come in!

The Purpose of Book Reviews

Book reviews serve as valuable guides. They offer insights into the plot, characters, themes, and writing style of a novel. They help readers make informed decisions about which books to explore next. By creating book reviews, you'll be contributing to this tradition of sharing and shaping literary experiences.

Designed for Novels Studied in Class

In this activity, you'll be focusing specifically on the novels you've discussed during your class sessions. These novels have sparked discussions, challenged your thinking, and perhaps even left a lasting impression on you. Now, it's time to dive deeper into these texts and share your perspectives with the world.

Helping Others Decide

Consider the impact your book review can have on others. Your thoughtful analysis and enthusiastic presentation could inspire someone to pick up a book they might not have otherwise considered. Your review might resonate with a fellow reader, sparking a meaningful conversation or a shared reading experience. In essence, your book review has the power to connect people with stories and ideas, enriching their literary journey.

As you begin on this book review, remember the significance of your role as a reviewer and storyteller. Embrace the opportunity to share your passion for literature and engage others in meaningful conversation. Your voice matters!

11 End of the Year Writing Prompts

Students will have the opportunity to congratulate themselves for their hard work while they practice letting go of any difficult moments they may have encountered.

Share photos
and showcase
important
mementos from
the school year!



The image shows two overlapping writing prompt cards. The front card, titled 'SHOW-AND-TELL', has a green border and contains the following text: 'Name: _____ Date: _____', 'SHOW-AND-TELL', and 'Add a photograph of an object or item of **sentimental value** to you. Explain how this object or item relates to your experiences from this past year using the **present simple tense**.' Below the text is a black square placeholder for a photograph, tilted and with a white border and a piece of yellow tape on its top-left corner. The back card, titled 'A LIT CONNECTION', has an orange border and contains the text: 'Name: _____ Date: _____', 'A LIT CONNECTION', and 'and other texts that we read together this year. You did not connect with any of them, which did you'. Both cards have a small vertical copyright notice on the right side: 'ALL RIGHTS RESERVED © MONDAY'S MADE EASY'.

End of Year News Articles

Engage your students and school community in reflective writing with this end of the year news article assignment

YEAR-END NEWS ARTICLES

Rep

How to Write a News Article

The W5-H Model

- **WHO** - Who is the text about? (The subject)
- **WHAT** - What is the topic or event surrounding the subject?
- **WHEN** - During what date, time, season, did the topic/event happen?

Why Write Year-End News Articles?




Reflection: Writing news articles gives you the chance to **reflect on your experiences** throughout the school year by highlighting your academic achievements and extracurricular milestones.

Name: _____ Date: _____

YEAR-END NEWS ARTICLES

As the school year draws to a close, it's time to reflect on the memorable moments, achievements, and experiences that have shaped our year. One powerful way to capture these memories is through **year-end news articles**.



Why Write Year-End News Articles?


- **Reflection:** Writing news articles gives you the chance to reflect on your experiences throughout the school year by highlighting your academic achievements and extracurricular milestones.
- **Celebration:** It's your opportunity to celebrate your accomplishments, acknowledging your fellow students, teachers, and staff members.
- **Documentation:** Your year-end news articles capture the essence of the school year for future generations to learn from.
- **Communication:** By sharing these articles, you can communicate and strengthen connections with your school members, ensuring that everyone feels included in the year.

How to Write a News Article

The W5-H Model
The W5-H Model is a strategy that we can use to write news articles, including **real-life narratives, information reports, and persuasive pieces**.

Name: _____ Date: _____

What is the W5-H Model?



- **WHO** - Who is the text about? (The subject)
- **WHAT** - What is the topic or event surrounding the subject?
- **WHEN** - During what date, time, or season, did the topic/event happen?
- **WHERE** - In what location did the topic/event take place?
- **WHY** - What were some causes leading to the topic/event?
- **HOW** - Step-by-step details about the topic/event.

Features of a News Article

When preparing to write your news article, be prepared to include the following features. These features are what set news articles apart from other types of writing.

- **Headline and Lead:** A news article always starts with a **headline**, or **article title**. News articles also have a **lead**. The lead offers important information (W5-H) to catch the reader's interest. It is the **first few sentences** of the article that mention **who, what, when, where, or even why** - but audiences want to learn **how**.
- **Date and Location:** The date is a very important feature in a news article because it shares more about the **context** in which the report was published. The date can tell us how recent the news report is, as well as what else was happening during the timeframe in which the article was published. Sometimes, a news article lists the **name of a city** at the beginning of the first paragraph of the article.
- **Supporting Paragraphs:** The **supporting paragraphs** of the news article appear after the headline, lead, and location. The supporting paragraphs answer any remaining questions from **W5-H**. Specifically, the body paragraphs expand on **"why"** and **"how."** The supporting paragraphs often feature **quotations** from people.

Name: _____ Date: _____

END OF THE YEAR NEWS ARTICLE

Graphic Organizer

Article Topic: _____

1. Brainstorming

What **topic or event** are you interested in exploring for your news article?

What **angle or perspective** do you want to take on this topic?

List **key points or ideas** you want to include in your article.

Name: _____

2. Writing Process

Use the **graphic organizer** below to plan your news article.

HEADLINE The title of the article	
LEAD The first sentence of the article	
LOCATION The city of publication	
PHOTOGRAPH DESCRIPTION What photograph will you use to highlight information in your report?	
WHEN In what time frame does the topic/event take place?	

INCLUDES EDITABLE RUBRIC!

5-Second Game: Classroom Edition

Whether used as an end of the year brain break, team-building activity, or back-to-school icebreaker, this 5-Second Game is a lively and flexible addition to your classroom toolkit!



Easy & Affordable Gifts for Students

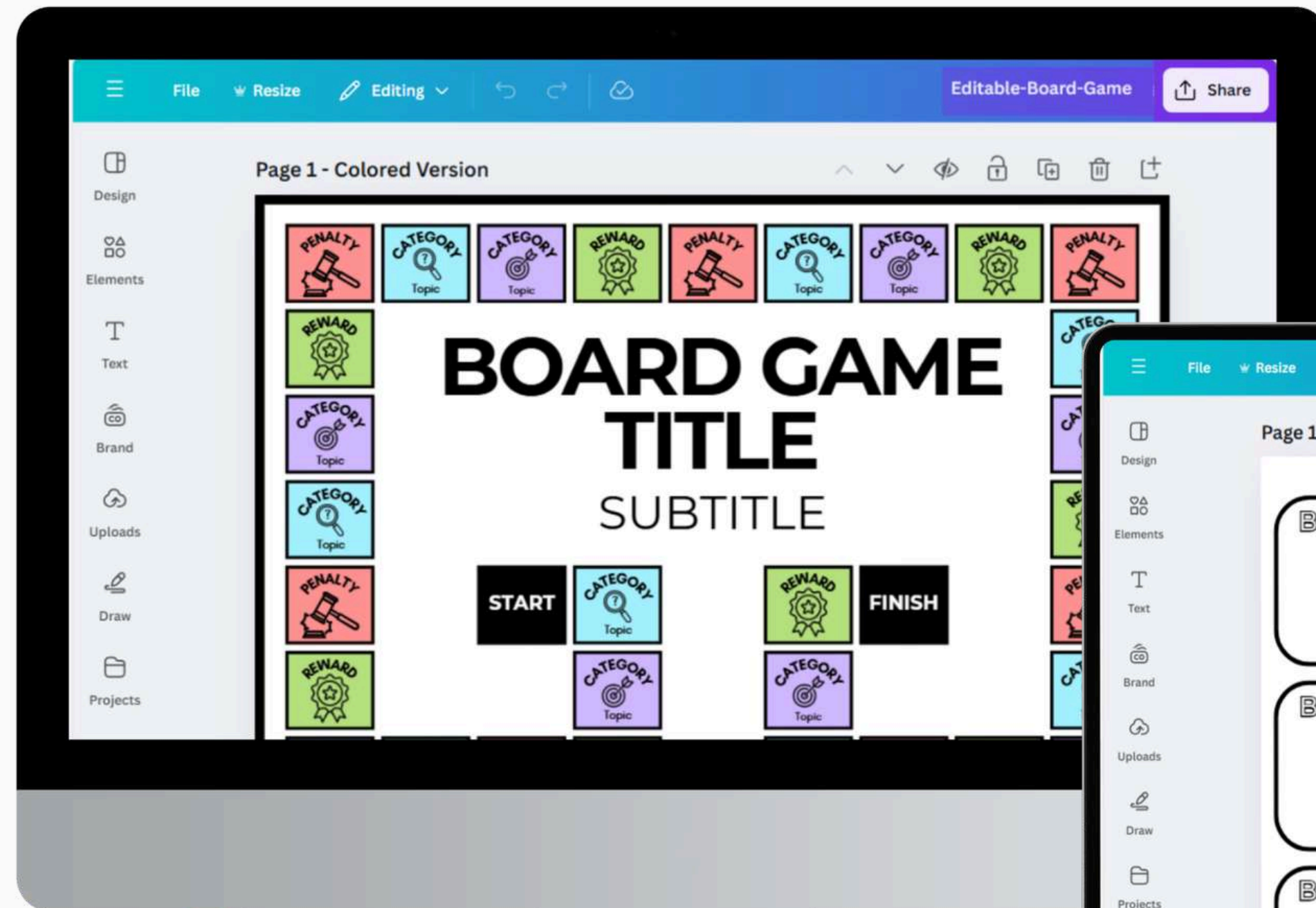
These ready-to-print bookmarks feature quotes from famous figures and celebrities



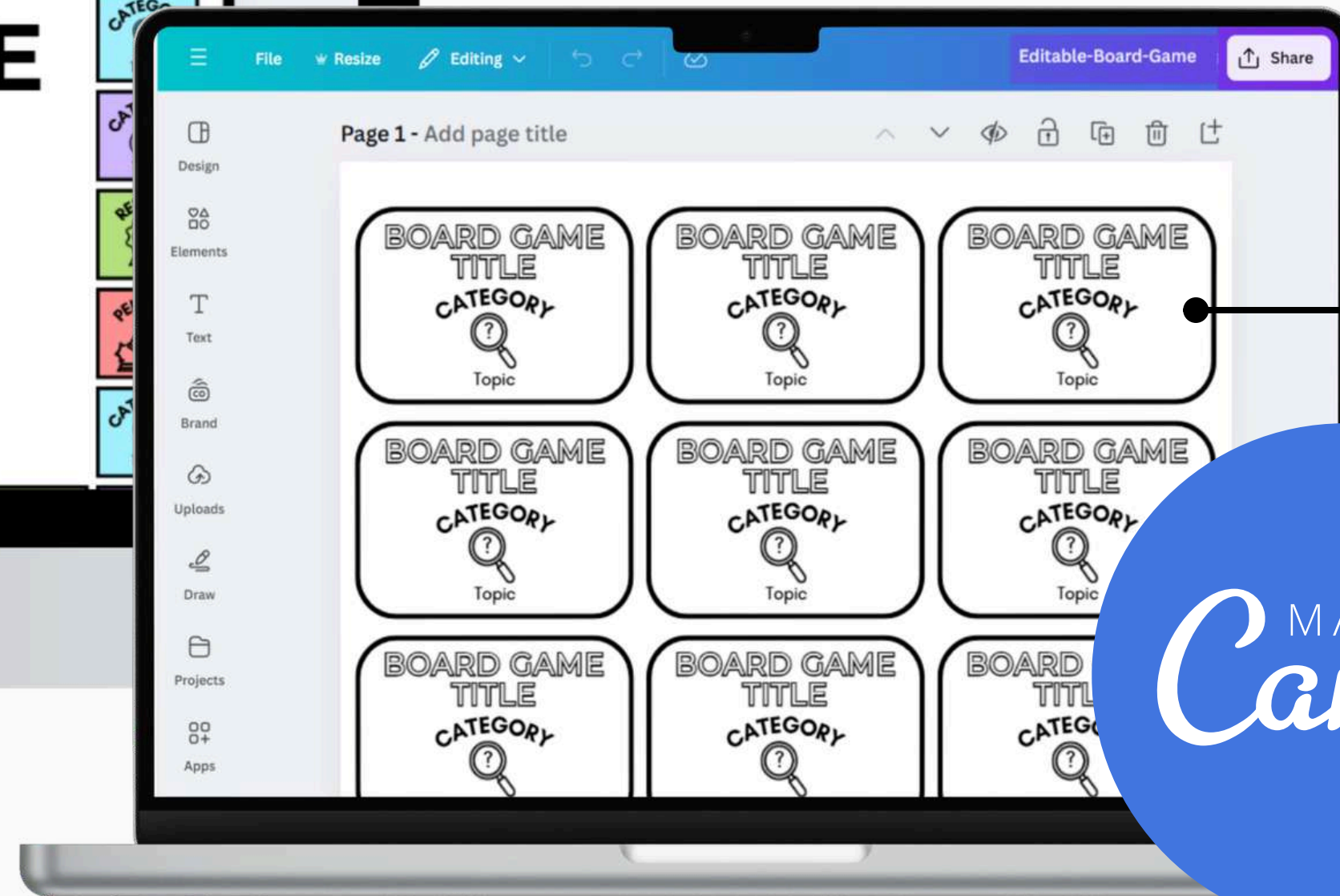
Motivational quotes featuring **Zendaya, The Weeknd, Dua Lipa,** and more!

Editable Board Game Template

Reinforce comprehension, critical thinking, and teamwork while reviewing topics of your choice!



Edit these templates in Canva - **no Canva Pro subscription required!**



MADE IN
Canva

Includes Ready-to-Print Game!


Plan a Vacation Project

This project-based writing assignment features four tasks that will invite students to explore the world without leaving your classroom

Information Text

TRAVEL GUIDE

A Journey into Croatian Customs and Traditions



Croatia, located in the heart of Europe along the shimmering Adriatic Sea, is a country with a rich tapestry of customs and traditions. Its history is marked by diverse influences, including Roman, Venetian, Ottoman, and Austro-Hungarian, which have shaped the unique cultural mosaic we see today. As you embark on your Croatian adventure, it's important to understand and appreciate the customs and traditions that make this country so special. Here's a journey into the customs and traditions of Croatia.

GREETING CUSTOMS
In Croatia, greetings are warm and friendly. A typical greeting consists of a firm handshake,

maintaining eye contact, and saying "dobar dan" (good day) during the daytime or "dobra večer" (good evening) in the evening. When meeting someone for the first time, it's customary to address them formally using their title and last name until you are invited to use their first name. Croatians value politeness and respect in their interactions.

HOSPITALITY AND COFFEE CULTURE
Hospitality is deeply ingrained in Croatian culture. When visiting someone's home, it's customary to bring a small gift like flowers, chocolates, or wine as a token of appreciation. Upon arrival, you'll likely be offered coffee, a beloved Croatian tradition. Coffee in Croatia is more than just a drink; it's a social event. Croatians take their time sipping coffee and engaging in conversations with friends and family, often at outdoor cafes. Don't rush through this experience! Savour the moment and engage in meaningful conversations.

CUISINE AND DINING ETIQUETTE
Croatian cuisine reflects its coastal and continental influences, offering a diverse array of flavours. Seafood, olive oil, and fresh vegetables dominate coastal cuisine, while hearty meats, cheeses, and bread are staples in the inland regions. Here are some dining etiquette customs to keep in mind:


- Saying "prijatno": Before starting a meal, it's customary to say "prijatno,"

News Report

Croatia's Commitment to Sustainable Tourism Shines Amidst Global Concerns

The country's latest initiative focuses on preserving culture and geography while catering to tourism's demands.

Emile Berg
Sep 17, 2023



ZAGREB - Amidst the backdrop of growing concerns about over-tourism and its impact on fragile ecosystems worldwide, Croatia has emerged as a pioneer in promoting sustainable tourism practices. The initiative was launched this month and aims to preserve its pristine coastal regions and cultural heritage while accommodating the desires of an increasingly discerning traveler.

The initiative comes as a response to the rapid rise in tourist arrivals over the past decade, particularly along the picturesque Dalmatian coast. With the annual influx of visitors often surpassing the country's population, concerns were raised about environmental degradation, overcrowding, and cultural erosion. The government - in collaboration with local communities and environmental organizations - has introduced a multi-pronged approach to tackle these issues. The initiative includes:

- Visitor Caps: Some of the most popular coastal destinations have implemented visitor caps to control the number of tourists at any given time. This allows for a more enjoyable experience for visitors while reducing the strain on natural resources and infrastructure.
- Infrastructure Upgrades: Significant investments have been made to upgrade

All Rights Reserved © MondaysMadeEasy.com

Narrative Text

DAILY JOURNAL

August 21, 2023 LOCATION: Dubrovnik, Croatia

a day filled with captivating sights and tranquil moments. The sun cast a warm glow as I began my exploration, and I couldn't help but look forward to what lay ahead.

ked off with a cable car ride to Mount Srđ, providing me with a panoramic view of the city, with its terracotta roofs and imposing city walls, was surrounded by the waters of the Adriatic Sea. It was a breathtaking scene that offered a glimpse into rich history and natural beauty.

point from the summit
streets below, each w

anding from Mount Srđ,
where the azure sea met
atched sailboats drifting
a refreshing swim to esc

noon, I visited Fort Lovri
of the city. Known as
f history. As I explored it
ers.

rom the fort were stunn
rooftops of the Old Tow
ransitioned into evenin
od and a glass of Croa
wishing "prijatno" as th

on the day's experience
also in its ability to offer
ore adventures, but tod
ility of this beautiful pla

will head for a day trip
Rocks. I can't wait to s

All Rights Reserved © MondaysMadeEasy.com

Graphic Text

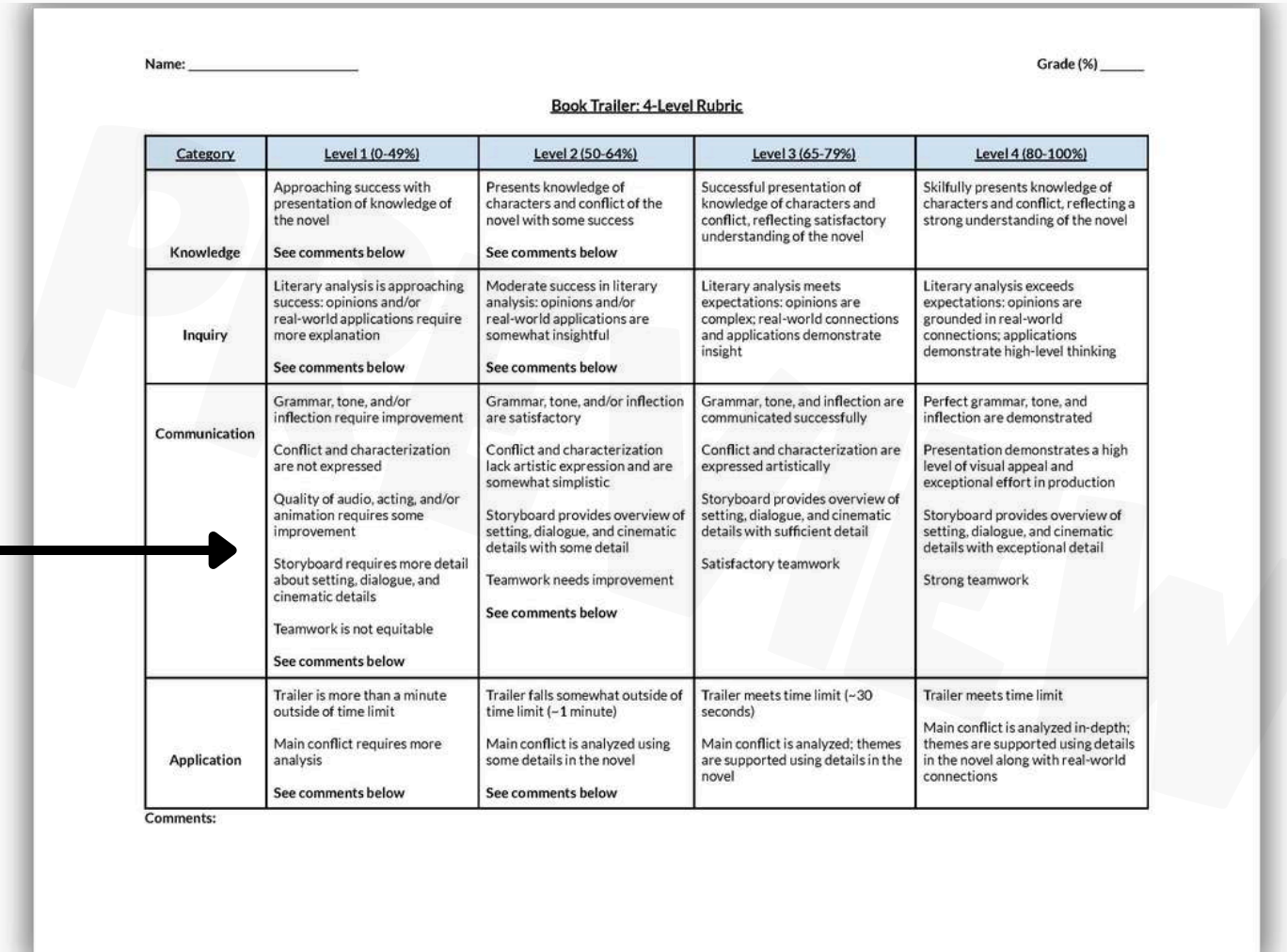
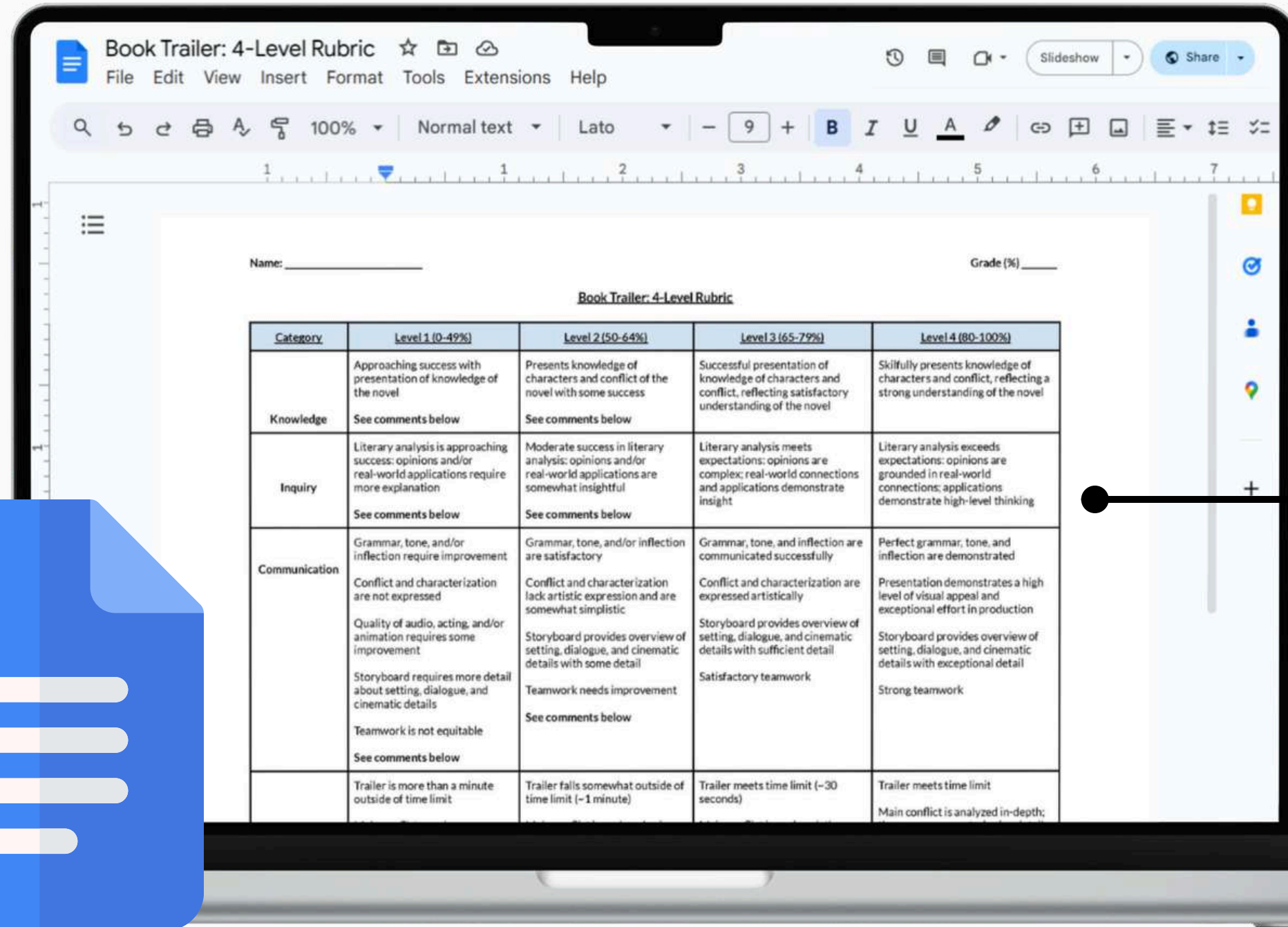
CROATIAN Vacation Itinerary



DAY	Activity
DAY 1	Arrival in Dubrovnik Dubrovnik's Old Town Reception at the Ploče Spice House
DAY 2	Explore Dubrovnik Cable car ride to Mount Srđ Sage Search Hot Springs
DAY 3	Day Trip to Montenegro History Day Tour Prijazno Greeting Our Lady at the Rocks
DAY 4	Dubrovnik to Split New Way to Split Dalmatian Coast Blue Pigeons
DAY 5	Split and Trogir Cathedral of Saint Domnius The Pula Cathedral of St. Lawrence

Includes Editable & Ready-to-Print 4-Level Rubrics

Modify these rubrics to meet the unique needs of your classroom



Formatted for Google Docs®!