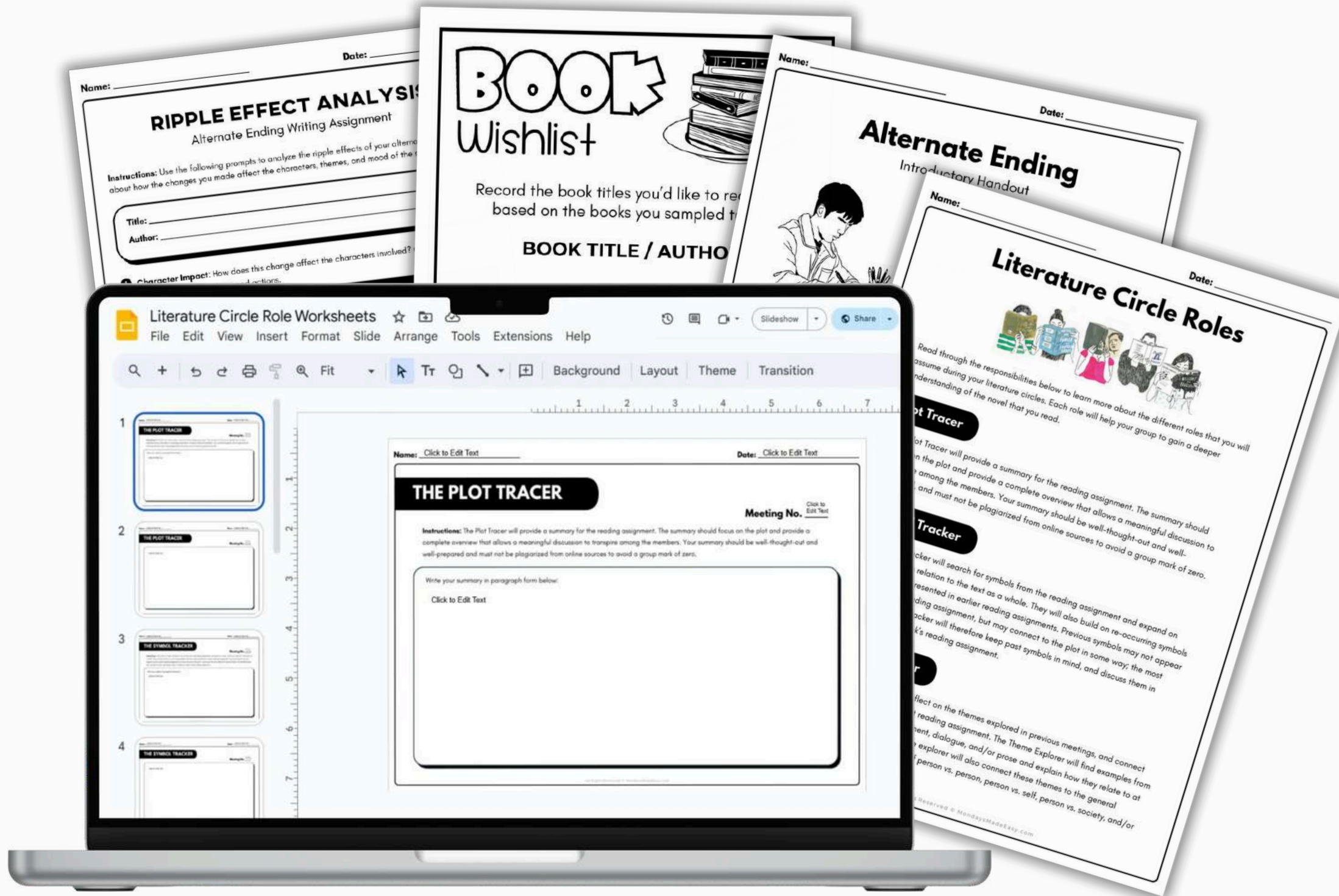


Student-Led Literature Circles Unit

Facilitate high school book clubs with ease using this literature circles bundle!



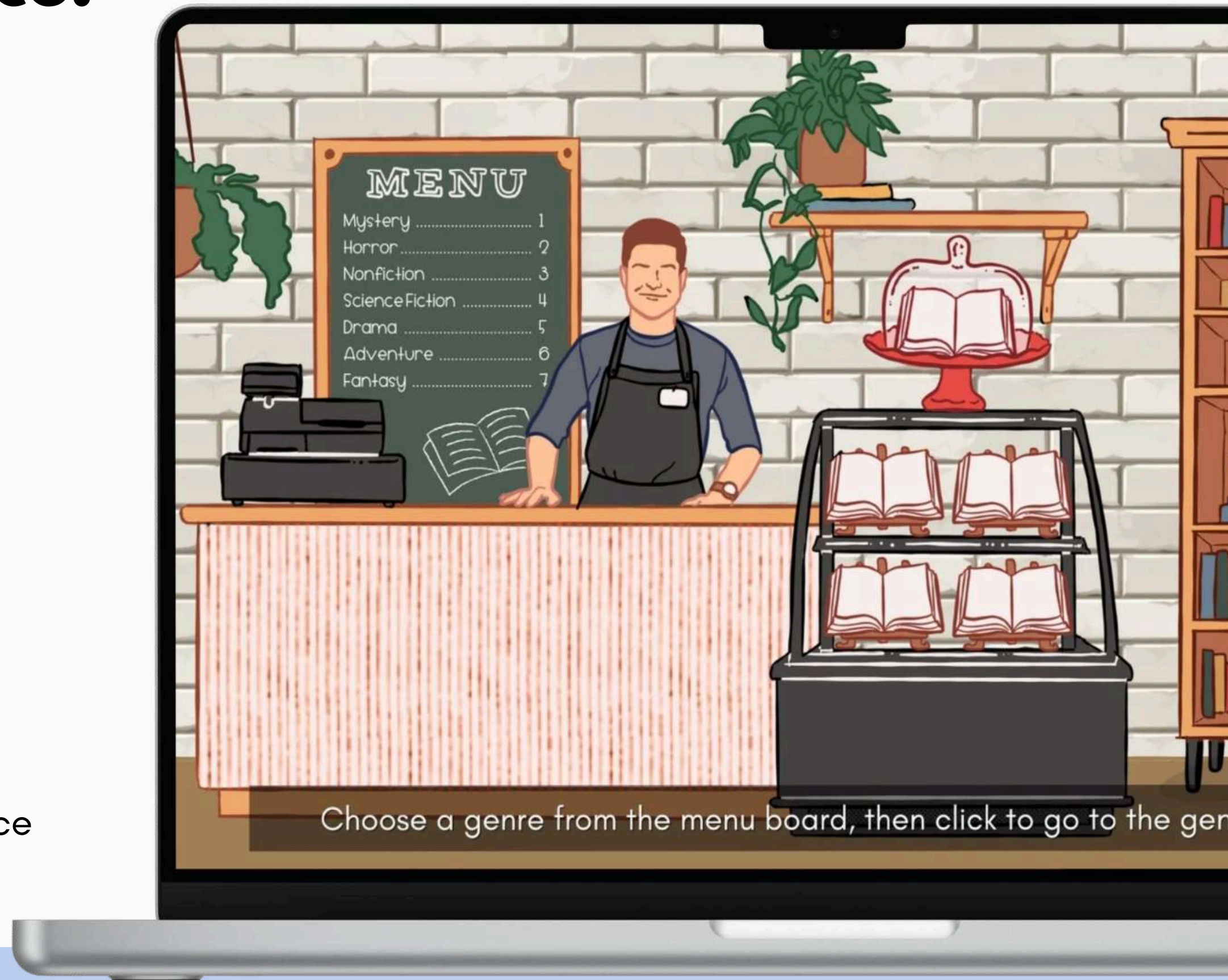
- **Facilitate structured, student-led discussions** with literature circle roles, question prompts, and sentence starters.
- **Engage students in collaborative analysis** through hands-on plot structure posters and creative projects.
- **Streamline assessment** with ready-made discussion guidelines, pacing tools, and rubrics that make feedback consistent, fair, and efficient.

Teach students to lead meaningful discussions independently!

PURCHASE HERE

Included with this resource:

- ✓ Introductory **Book Tasting Activity**
- ✓ Literature Circle Roles with **Task Worksheets**
- ✓ Book Club **Pacing Guide** and **Task Graphic Organizer**
- ✓ **21 Question Prompts** for Any Novel
- ✓ **Plot Structure** Collaborative Poster
- ✓ **Literary Analysis** Collaborative Poster
- ✓ **Alternate Ending Project** for Literature Circles
- ✓ **Editable** and Ready-to-Print **Teacher and Peer Rubrics**
- ✓ **Teacher Instructions** for how to use this resource
- ✓ BONUS: **Netflix Series Adaptation Project**




Includes Virtual & Ready-to-Print Book Tasting Activity!

Everything you need to facilitate student-led book clubs!

Support students with role descriptions, rubrics, and graphic organizers

Name: _____ Date: _____

Literature Circle Roles



Read through the responsibilities below to learn more about the different roles that you will assume during your literature circles. Each role will help your group to gain a deeper understanding of the novel that you read.

The Plot Tracer

The Plot Tracer will provide a summary for the reading assignment. The summary should focus on the plot and provide a complete overview that allows a meaningful discussion to transpire among the members. Your summary should be well-thought-out and well-prepared, and must not be plagiarized from online sources to avoid a group mark of zero.

The Symbol Tracker

The Symbol Tracker will search for symbols from the reading assignment and expand on their meaning in relation to the text as a whole. They will also build on re-occurring symbols that have been presented in earlier reading assignments. Previous symbols may not appear in each week's reading assignment, but may connect to the plot in some way; the most effective Symbol Tracker will therefore keep past symbols in mind, and discuss them in relation to each week's reading assignment.

The Theme Explorer

The Theme Explorer will reflect on the themes explored in previous meetings, and connect those themes to the current reading assignment. The Theme Explorer will find examples from the plot, character development, dialogue, and/or prose and explain how they relate to at least three themes. The theme explorer will also connect these themes to the general thematic conflict categories of person vs. person, person vs. self, person vs. society, and/or person vs. nature.

All Rights Reserved © MondaysMadeEasy.com

Group: _____ Meeting No.: _____

Member provided an excellent overview of the text as a whole; symbols were highly relevant to their relevance to the text as a whole; questions were also connected to the text and were explained thoroughly.

Question Master: The member was not quite prepared for the discussion; they did not direct the conversation from previous reading assignments, but they did contribute to the current reading assignment.

Member provided six excellent, appropriate questions that allowed a meaningful discussion to transpire among the members.

Member provided six appropriate questions. The questions were well-thought-out and well-prepared. They did not direct the conversation; they did contribute to the discussion.

Question Master: The member was not quite prepared for their role; they did not know the plot of the story and gave ideas that were superficial and irrelevant to the discussion. They demonstrated a lack of preparation.

All Rights Reserved © MondaysMadeEasy.com

Name: _____ Meeting No.: _____

LITERATURE CIRCLES Peer Rubric

Level 4: Participation Exceeds Expectations
Grade Level: 90-100%
<ul style="list-style-type: none"> Participant offers solid analysis that draws from the assigned knowledge of the text Participant goes beyond expectations to demonstrate insight Participant asks questions as well as responds to the question Participant clarifies or requests clarification when necessary Participant shows respect and active listening to other participants Participant prompts others to speak in order to ensure a balanced discussion
Level 3: Participation Meets Expectations
Grade Level: 80-89%
<ul style="list-style-type: none"> Participant offers solid analysis that draws from the assigned knowledge of the text Participant shows respect and active listening to other participants Participant allows others the opportunity to speak in order to ensure a balanced discussion
Level 2: Participation is Satisfactory
Grade Level: 70-79%
<ul style="list-style-type: none"> Participant offers some analysis that draws from the assigned knowledge of the text Most commentary lacks textual evidence Participant shows active listening through eye contact and little verbal response to support the discussion
Level 1: Participation Requires Improvement
Grade Level: 60-69%
<ul style="list-style-type: none"> Participant either offers little commentary, or commentary lacks depth Participant shows active listening through eye contact and little verbal response to support the discussion

Notes: _____

All Rights Reserved © MondaysMadeEasy.com

Name: _____ Date: _____

LITERATURE CIRCLES Task Chart

Novel Title: _____

Group: _____

Instructions:

- Copy the dates of the meeting numbers from the board into the chart below.
- Amongst your group members, divide your novel into sections. To avoid confusion, assign page numbers to indicate reading assignments. For each meeting, assign the member that you will start reading from, followed by the page number you will stop reading at.
- Fill in a group member's name for each role. Ensure that you rotate group member names so that each member performs a different role for each meeting.


It is the responsibility of each member to have completed their role before the meeting begins.

MEETING NO. & DATE	READING ASSIGNMENT	GROUP MEMBER
		Plot Tracer: Symbol Tracker: Question Master: Vocabulary Coach: Synthesizer: Thematic Explorer: Artist:
		Plot Tracer: Symbol Tracker: Question Master: Vocabulary Coach: Synthesizer: Thematic Explorer: Artist:

All Rights Reserved © MondaysMadeEasy.com

Group: _____ Meeting No.: _____

LITERATURE CIRCLES Peer Rubric



Instructions: All members will work together to assess classmates using the rubric below. Highlight the appropriate category based on your judgment. Regardless of your evaluation, make sure to include an explanation for your score in the section labeled "notes" below. You may highlight different sections from different categories to provide more comprehensive feedback.

PLOT TRACER

Excellent: The member presented the group with a complete overview of the plot that allowed meaningful discussion to transpire among the members; their summary was well-thought out and well-prepared, covering the main points that were provided in the reading assignment.

Good: The member presented the group with a reasonable overview of the plot that allowed some discussion among the members of the group; they presented clear parts of the plot and explained with some analysis, but some parts of the plot were not entirely explained.

Needs Improvement: The member was not quite prepared for their role; they did not know the plot of the story and gave ideas that were superficial and irrelevant to the discussion. They demonstrated a lack of preparation.

Notes: _____

All Rights Reserved © MondaysMadeEasy.com

Explore 7 Insightful Literature Circle Roles

Practice analytical and practical reading strategies

Name: _____ Date: _____

THE QUESTION MASTER

Meeting No. _____

Instructions: The Question Master will create six appropriate and thought-provoking questions that allow a meaningful discussion to transpire among the members. Questions should encourage discussion - you must therefore avoid yes / no questions. This role also includes the responsibility of recording the responses of your classmates.

List your six questions below. You can record your responses from your classmates in any format you choose so long as you can submit it to your teacher with the rest of the group work.

Name: _____ Date: _____

THE ARTIST

Instructions: The artist will provide an artistic interpretation of the selected reading that demonstrates excellence of the text; all of the space in the box below must be used. Include a quotation with your artistic interpretation to conceptual meaning of your work. You may also use a blank A4 page to create your art.

Name: _____ Date: _____

THE PLOT TRACER

Meeting No. _____

Instructions: The Plot Tracer will provide a summary for the reading assignment. The summary should focus on the plot and provide a complete overview that allows a meaningful discussion to transpire among the members. Your summary should be well-thought-out and well-prepared and must not be plagiarized from online sources to avoid a group mark of zero.

Write your summary in paragraph form below:

Name: _____ Date: _____

THE SYMBOL TRACKER

Meeting No. _____

Instructions: The Symbol Tracker will search for symbols from the reading assignment and expand on their meaning in relation to the text as a whole. They will also build on re-occurring symbols that have been presented in earlier reading assignments. Previous symbols may not appear in each week's reading assignment, but may connect to the plot in some way; the most effective Symbol Tracker will therefore keep past symbols in mind, and discuss them in relation to each week's reading assignment.

Track your symbols in paragraph form below:

Name: _____ Date: _____

THE THEME EXPLORER

Meeting No. _____

Instructions: The Theme Explorer will reflect on the themes explored in previous meetings, and connect those themes to the current reading assignment. The Theme Explorer will find examples from the plot, character development, dialogue, and/or prose and explain how they relate to at least three themes. The theme explorer will also connect these themes to the general thematic conflict categories of person vs. person, person vs. self, person vs. society, and/or person vs. nature.

Write your connection to three themes in paragraph form below:

Includes **task worksheets** for each unique role!



Includes Pacing Guide and Task Chart

Help students stay organized and manage their reading assignments for each meeting

The image displays a 'LITERATURE CIRCLES Task Chart' in both printed and digital formats. The printed version on the left features a grid with three columns: 'MEETING NO. & DATE', 'READING ASSIGNMENT', and 'GROUP MEMBERS' ROLES'. The 'GROUP MEMBERS' ROLES' column lists roles: Plot Tracer, Symbol Tracker, Question Master, Vocabulary Coach, Synthesizer, Thematic Explorer, and Artist. The digital version on the right is shown on a tablet screen, featuring a similar layout but with text boxes for 'Novel Title' and 'Group' and 'Click to Edit Text' prompts. The tablet interface includes a menu bar with options like 'File', 'Edit', 'View', 'Insert', 'Format', 'Slide', 'Arrange', 'Tools', 'Extensions', and 'Help', as well as a 'Share' button. A yellow document icon with a white square is positioned in the bottom right corner.

LITERATURE CIRCLES Task Chart

Name: _____ Date: _____

MEETING NO. & DATE	READING ASSIGNMENT	GROUP MEMBERS' ROLES
		Plot Tracer: Symbol Tracker: Question Master: Vocabulary Coach: Synthesizer: Thematic Explorer: Artist:
		Plot Tracer: Symbol Tracker: Question Master: Vocabulary Coach: Synthesizer: Thematic Explorer: Artist:
		Plot Tracer: Symbol Tracker: Question Master: Vocabulary Coach: Synthesizer: Thematic Explorer: Artist:
		Plot Tracer: Symbol Tracker: Question Master: Vocabulary Coach: Synthesizer: Thematic Explorer: Artist:
		Plot Tracer: Symbol Tracker: Question Master: Vocabulary Co: Synthesizer: Thematic Expl Artist:

All Rights Reserved © MondaysMadeEasy.com

LITERATURE CIRCLES Task Chart

Name: _____ Date: _____

Novel Title: _____

Group: _____

Instructions:


1. Copy the dates of the meeting numbers from the board into the chart below.
2. Amongst your group members, divide your novel into sections. To avoid confusion, use page numbers to indicate reading assignments. For each meeting, assign the page number that you will start reading from, followed by the page number you will stop reading when reached.
3. Fill in a group member's name for each role. Ensure that you rotate group members' names so that each member performs a different role for each meeting. It is the responsibility of each member to have completed their role before the meeting begins.

MEETING NO. & DATE	READING ASSIGNMENT	GROUP MEMBERS' ROLES
		Plot Tracer: Symbol Tracker: Question Master: Vocabulary Coach: Synthesizer: Thematic Explorer: Artist:
		Plot Tracer: Symbol Tracker: Question Master: Vocabulary Coach: Synthesizer: Thematic Explorer: Artist:

All Rights Reserved © MondaysMadeEasy.com

Everything You Need to Lead an Engaging, Immersive Book Tasting

Use these materials to set up an interactive reading experience for your students



→ **Book Tasting Signs, Invitations, Reservation List, Set Menus, and more!**

Three Scaffolding Graphic Organizers

Students will explore scenarios, describe changes, and predict their potential ripple effect on the story

The image displays three overlapping graphic organizer worksheets, each with a title, subtitle, and instructions. Each worksheet includes a 'Name:' and 'Date:' field at the top. The first worksheet, 'SCENARIO WORKSHEET', has a section for 'Key Plot Point Selection' with a paragraph of instructions and a large area of horizontal lines for writing. The second worksheet, 'RIPPLE EFFECT ANALYSIS', features a table with two columns: 'CHARACTER(S) AFFECTED' and 'HOW THEY ARE AFFECTED'. The third worksheet, 'TIMELINE TEMPLATE', contains a table with three columns: 'ORIGINAL EVENT', 'ALTERNATE EVENT', and 'IMPACT / SIGNIFICANCE'. A black line with a dot at the end points from the 'IMPACT / SIGNIFICANCE' column of the timeline template to the right.

SCENARIO WORKSHEET
Alternate Ending Writing Assignment

SCENARIO WORKSHEET
Alternate Ending Writing Assignment

RIPPLE EFFECT ANALYSIS
Alternate Ending Writing Assignment

RIPPLE EFFECT ANALYSIS
Alternate Ending Writing Assignment

TIMELINE TEMPLATE
Alternate Ending Writing Assignment

ORIGINAL EVENT	ALTERNATE EVENT	IMPACT / SIGNIFICANCE

**Scenario Worksheet,
Ripple Effect Analysis,
and Timeline Template!**

Plot Structure Collaborative Poster

This collaborative activity is perfect for reinforcing key elements of narrative structure!

PLOT STRUCTURE

TITLE: _____
AUTHOR: _____

CLIMAX
Pinpoint the turning point or most intense moment in the story.

RESOLUTION
Identify how the conflict is resolved or what happens in the end.

THEMES
Identify the key ideas or messages the story conveys.

EXPOSITION
Introduce the main characters, setting, and initial situation.

RISING ACTIONS
Highlight key events that build tension and complicate the conflict.

FALLING ACTIONS
Show the events that follow the climax, leading to the resolution.

INCITING INCIDENT
Identify the event that starts the main conflict.

GROUP MEMBERS

Explore **6-Part Narrative Structure** and **Themes!**

All Rights Reserved © MondaysMadeEasy.com

4-Page Blank Poster Template

Students will collaborate to complete their analysis of the plot structure in any short story or novel

CHARACTERS

TITLE: _____
AUTHOR: _____

PROTAGONIST

ANTAGONIST

PLOT

RISING ACTIONS

CLIMAX

FALLING ACTION

CONFLICT

RESOLUTION

SETTING

TIME PERIOD

LOCATION

THEMES

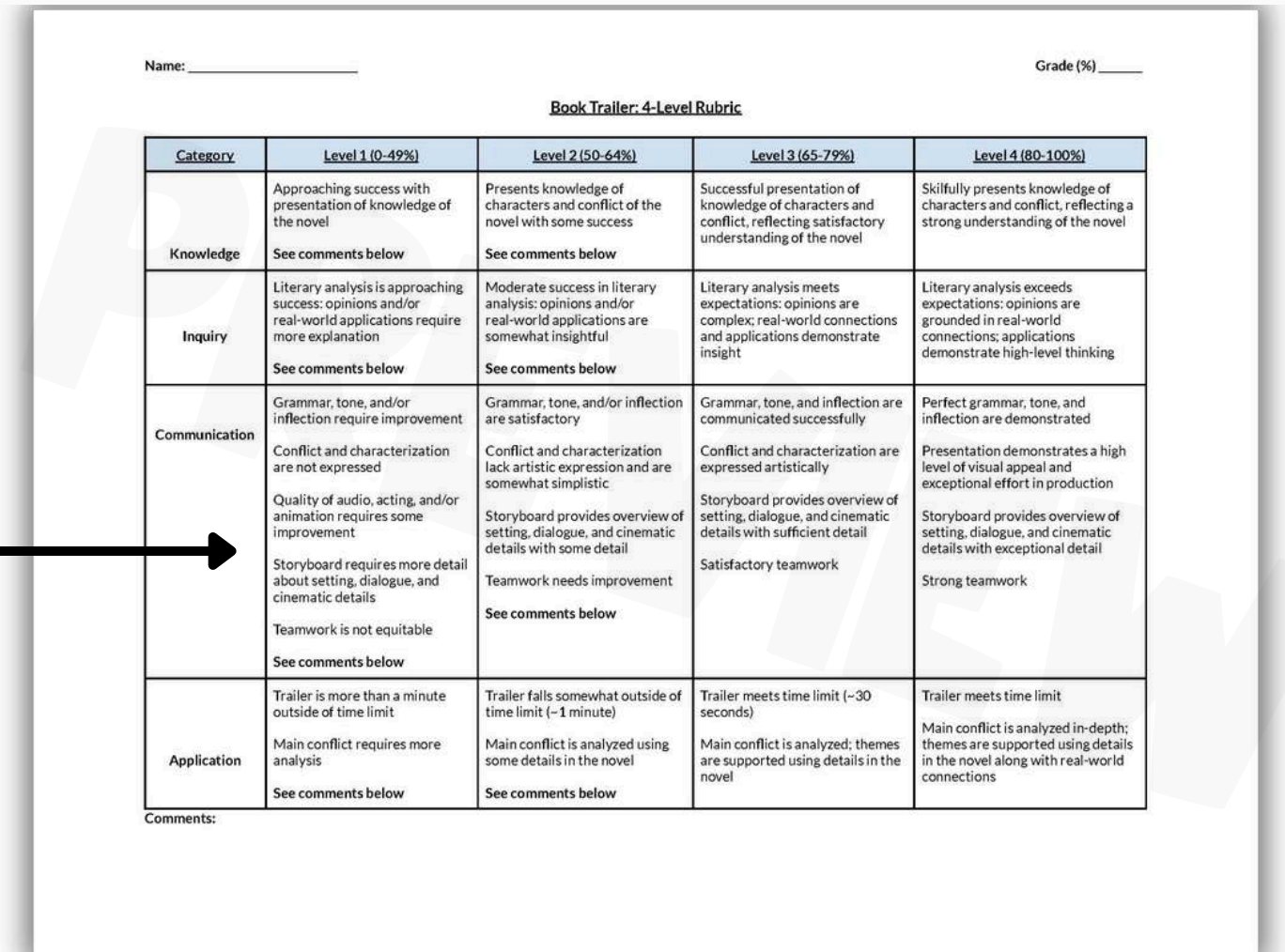
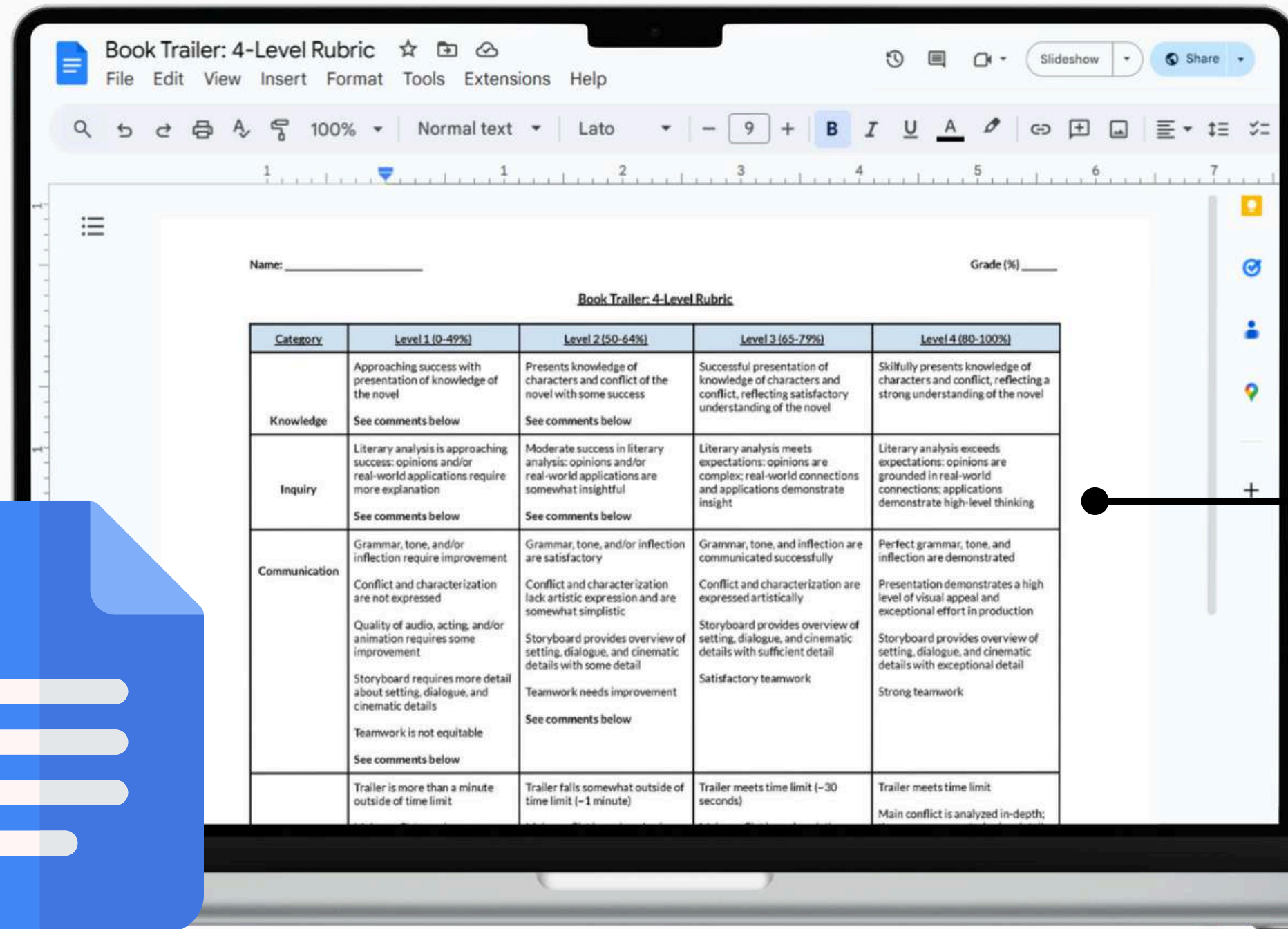
GROUP MEMBERS

All Rights Reserved © MondaysMadeEasy.com

Examine
characters,
setting, plot,
and theme!

Includes Editable & Ready-to-Print 4-Level Rubrics

Modify these rubrics to meet the unique needs of your classroom.



Formatted for Google Docs®!

BONUS: Netflix Adaptation Project

This assignment includes guided templates and worksheets to design a 6-part Netflix series

Name: _____ Date: _____

THEME JUSTIFICATION

Netflix Adaptation

Instructions: Choose a theme you believe is central to the story. Then, use the prompts below to explain and support your selection.

THEMES	THEME JUSTIFICATION
<input type="checkbox"/> Power & Control	1. What specific events or conflicts in the story support this theme?
<input type="checkbox"/> Identity	_____
<input type="checkbox"/> Friendship	_____
<input type="checkbox"/> Betrayal	_____
<input type="checkbox"/> Courage	2. How do the characters' actions support this theme?
<input type="checkbox"/> Freedom vs. Oppression	_____
<input type="checkbox"/> Justice	_____
<input type="checkbox"/> Coming of Age	3. Is there a message or lesson in this theme?
<input type="checkbox"/> Isolation	_____
<input type="checkbox"/> Loyalty	_____
	4. Does this theme appear more prominently in the story?

	5. Which quotes or passages from the story support this theme?

All Rights Reserved © MondaysMadeEasy.com


Name: _____ Date: _____

Netflix Adaptation

Instructional Handout

Netflix is calling - and they want you to bring the story to life!

In this immersive project, you'll step into the role of a producer tasked with turning a novel or short story into a hit streaming series. You'll analyze the plot, characters, themes, and structure—then reimagine it all for the screen.



Step-by-Step Guide

From casting to episode breakdowns, each section below will guide you through the creative process.

1 Netflix Thumbnail (Title Screen)

This section is your promo poster—the visual hook for your audience. Introduce your series with the following:

- Series Title:** The name of the show, just like a book or movie title. It's the first people see, and it should capture the theme, tone, or main idea of the story.
- Synopsis:** A brief summary that gives an overview of the main plot of a story, movie, or series. It highlights the key characters, setting, and central conflict—without giving away the ending.
- Genre Tags:** These are short labels that describe the style, tone, and content story. They help readers or viewers quickly understand what kind of experience to expect—just like on Netflix when you see tags like "thriller," "romance," or "sci-fi."
- Other Netflix details:** These are the small details that show when it came out, the age recommendation, how many seasons there are, and whether it's a series or a movie. Example: "New 2025 | 16+ | 1 Season | SERIES"
- Thumbnail:** This is an image that shows what the series is about. It typically features the main character, setting, or a dramatic scene to catch interest, and it should match the tone and genre of the story.

All Rights Reserved © MondaysMadeEasy.com

Name: _____ Date: _____

RATING JUSTIFICATION

Netflix Adaptation

Instructions: Rate the story from 1 to 5 stars. Then, answer the questions below to explain your rating.

RATING	RATING JUSTIFICATION PROMPTS
★	1. What influenced your rating the most?
★	<input type="checkbox"/> Characters <input type="checkbox"/> Writing style <input type="checkbox"/> Ending <input type="checkbox"/> Personal connection
★	<input type="checkbox"/> Plot <input type="checkbox"/> Theme <input type="checkbox"/> Pacing
★	Explain: _____
★	2. What was one part you especially liked or disliked?
★	_____
★	3. Did the story surprise you, challenge you, or make you think differently?
★	_____
★	4. Would you recommend this story to someone else? Why or why not?
★	_____

All Rights Reserved © MondaysMadeEasy.com

Name: _____ Date: _____

NETFLIX THUMBNAIL

Netflix Adaptation

Instructions:

- Title:** Create a catchy series title that fits the tone of the story.
- Synopsis:** Write a brief 1-2 sentence summary of the main plot. Avoid revealing the ending.
- Genre Tags:** Choose 2-4 genre tags that reflect the tone and content of the story (e.g., dystopian, thriller, romance).
- Thumbnail:** Draw a large image that represents the tone and theme of your series.

NETFLIX Home TV Shows Movies Latest My List Browse by Languages

N SERIES

Title

