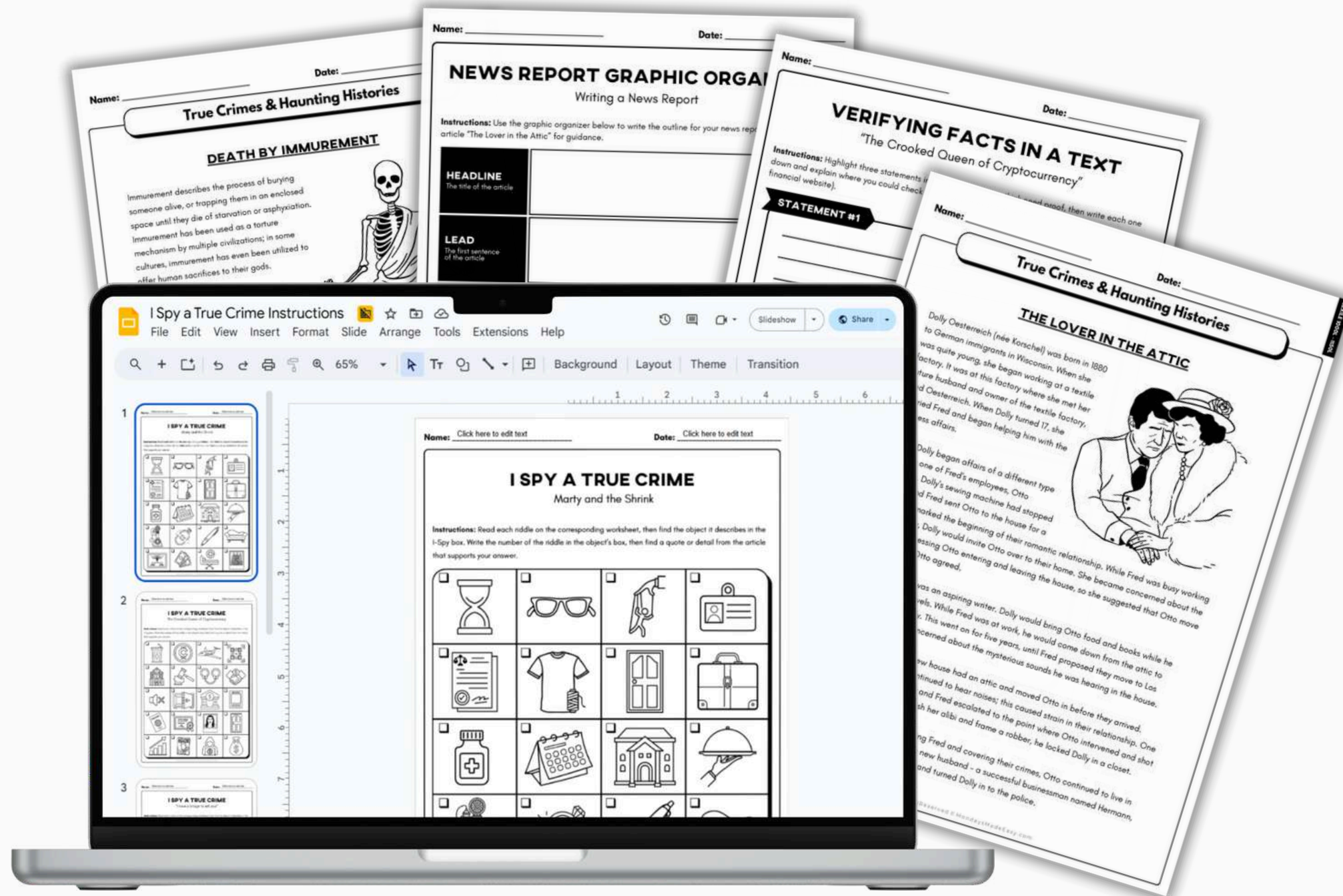


# True Crime and Haunted Histories: Nonfiction Bundle

Students will learn about five spooky nonfiction tales and practice literacy skills using the comprehension questions and targeted literacy activities provided



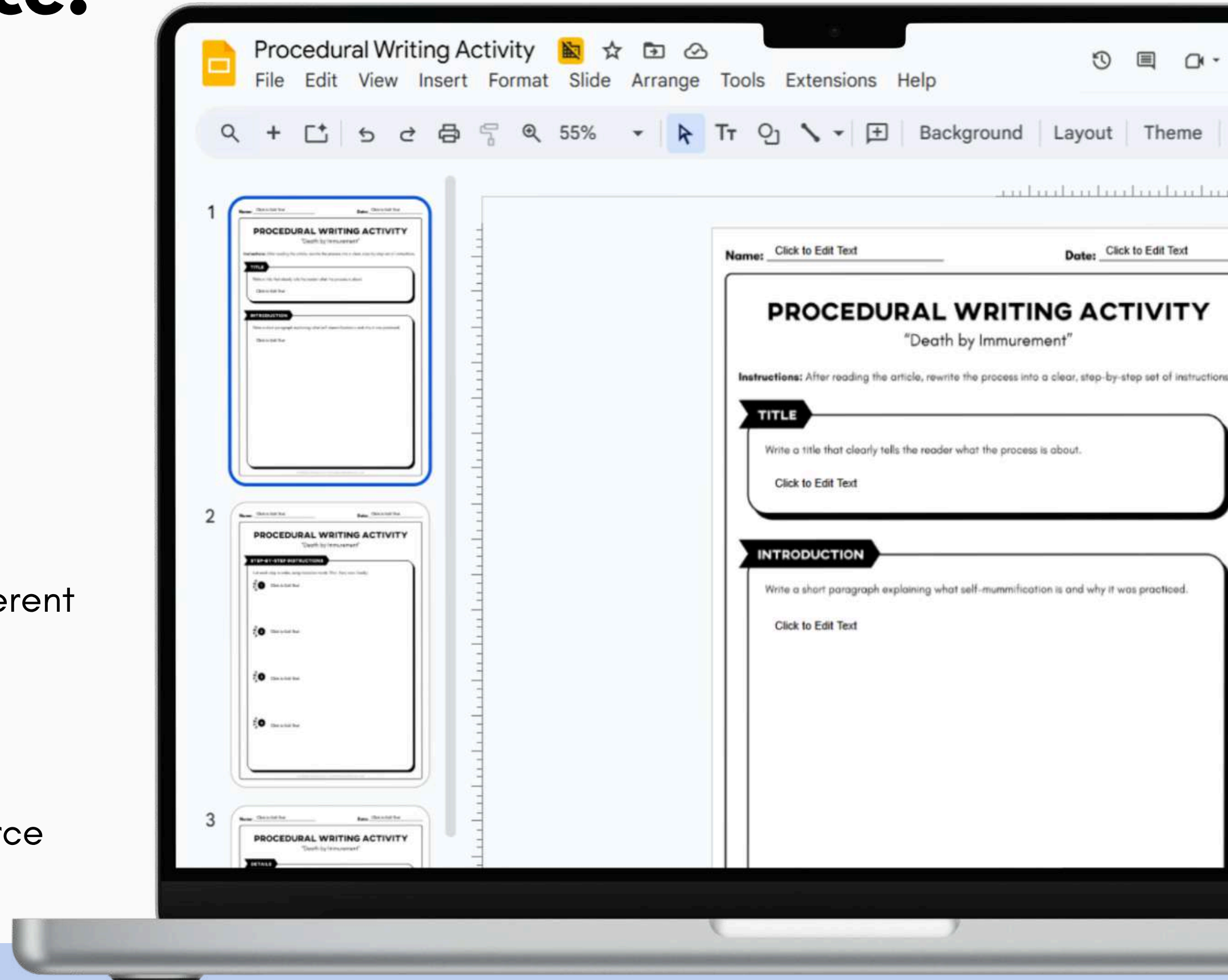
- **Engage students with five gripping nonfiction articles** featuring bizarre scams, manipulations, and crimes that captivate curiosity and critical thinking.
- **Strengthen literacy through targeted literacy activities** including writing news reports, making predictions, and verifying facts.
- **Simplify planning** with detailed answer keys, mentor texts, and clear teacher instructions.

**Explore true crime while strengthening literacy skills!**

**PURCHASE HERE**

# Included with this resource:

- ✓ **5 True Crime Nonfiction Articles**
  - Explore real-life stories of fraud, coercion, mystery, and immurement!
  - Lexile levels range between 950L - 1250L
- ✓ **Comprehension and Discussion Questions**
- ✓ **5 Targeted Literacy Activities**
  - Practice reading strategies with the various activities provided
  - Students will make predictions, write in different forms, verify facts within the text, and more
- ✓ Detailed **Answer Keys** and **Mentor Texts**
- ✓ **Teacher Instructions** for how to use this resource



Includes Digital Resources for Google Drive®

# Explore Five True Crime Reading Passages

Explore "The Crooked Queen of Crypto," "The Lover in the Attic," "Marty and the Shrink," and more!

These nonfiction passages have a Lexile level range of 950L-1250L, making them perfect for older students!

The collage features five overlapping reading passages, each with a title, text, and illustration. The passages are:

- True Crimes & Haunting Histories: DEATH BY IMMUREMENT** - Illustration of a skeleton in a meditative pose. Text: "Immurement describes the process of burying someone alive, or trapping them in an enclosed space until they die of starvation or asphyxiation. Immurement has been used as a torture mechanism by multiple civilizations: in some..."
- True Crimes & Haunting Histories: "I HAVE A BRIDGE TO SELL YOU!"** - Illustration of a man in a top hat holding a "For Sale" sign. Text: "In the 1880s, George C. Parker established himself as a cunning conman in New York City, known at the time as the 'Golden Door' to..."
- True Crimes & Haunting Histories: THE CROOKED QUEEN OF CRYPTO** - Illustration of a woman with a coin. Text: "In 2014, Ruja Ignatova founded OneCoin, a cryptocurrency that had investors believing it was the next big thing. Unfortunately for these investors, OneCoin became known as one of the largest scams in all of history..."
- True Crimes & Haunting Histories: THE LOVER IN THE ATTIC** - Illustration of a man and a woman embracing. Text: "Korschell was born in 1880 in Wisconsin. When she began working at a textile factory where she met her lover, Fred..."
- True Crimes & Haunting Histories: MARTY AND THE SHRINK** - Illustration of a man sitting in a chair. Text: "In 1981, Marty was admitted to the hospital for an operation; when Dr. Herschkopf did not bother to pay him a visit, Marty began to question the merit of their friendship..."

# Five Targeted Literacy Activities

Students will strengthen a variety of literacy skills, including procedural writing, creating news reports, summarizing information, and verifying facts in a text

The image displays a collection of educational resources. On the left, three overlapping 'NEWS REPORT GRAPHIC ORGANIZER' worksheets are shown. Each worksheet includes a 'Name:' and 'Date:' field, followed by a title 'NEWS REPORT GRAPHIC ORGANIZER' and the subtitle 'Writing a News Report'. The worksheets are divided into sections for 'WHY', 'WHO', 'WHERE', 'CONCLUSION', 'PHOTOGRAPH DESCRIPTION', and 'WHEN', each with specific instructions and hints. In the center, a digital document viewer displays a document titled 'The Lover in the Attic'. The viewer's interface includes a menu bar (File, Edit, View, Insert, Format, Slide, Arrange, Tools, Extensions, Help), a search bar, and a toolbar with various editing tools. The document content includes a title 'True Crimes & Haunting Histories' and a sub-title 'THE LOVER IN THE ATTIC'. The text describes the life of Dolly Oesterreich, a woman who met her future husband, Fred Oesterreich, at a textile factory. A small illustration of a man and a woman is included. A large yellow document icon with a white square is positioned in the bottom right corner.

# Includes True Crime Video Project

Practice media production and narrative writing with this project-based learning assignment

True Crime Video Creation Project: 4-Level Rubric Template

Edit View Insert Format Tools Extensions Help

100% Normal text Lato 9 B I U A

Name: \_\_\_\_\_ Grade (%) \_\_\_\_\_

**True Crime Video Creation Project: 4-Level Rubric**

Category	Level 1 (0-49%)	Level 2 (50-64%)	Level 3 (65-79%)	Level 4 (80-100%)
<b>Knowledge</b>	Shows limited understanding of the article Key facts are missing or need more accuracy <i>See comments below</i>	Shows some understanding of the article Key facts are somewhat accurate <i>See comments below</i>	Demonstrates sufficient understanding of the article Includes accurate facts and meets content expectations	Demonstrates exceptional understanding of the article Includes several relevant, accurate facts and provides thoughtful context
<b>Inquiry</b>	Script needs more structure or clear focus Limited evidence of thoughtful planning or selection <i>See comments below</i>	Some structure is present Planning is somewhat evident with some logical sequencing of events <i>See comments below</i>	Script is sufficiently organized using the 5-part structure Shows clear planning and logical flow	Script is exceptionally well-developed Events are strategically organized to build suspense and maintain engagement
<b>Communication</b>	Ideas need to be more clearly communicated Tone and media support are approaching success <i>See comments below</i>	Some ideas are communicated with basic clarity Tone and media support are somewhat effective <i>See comments below</i>	Communicates ideas clearly Tone is appropriate and visuals/audio support the story well	Communicates ideas exceptionally clearly and effectively Tone is impactful and all visuals/audio are purposeful and engaging
<b>Application</b>	Project requirements are limited Video format, elements, and visuals need further development Narrative structure is missing	Meets some project requirements Video format, elements, and visuals are somewhat developed Some parts of the 5-part narrative structure are present	Video meets expectations; it is in the correct format, within the time limit, and includes the necessary visuals and captions or voiceover All 5 parts of the required narrative structure are present	Video exceeds expectations; it is polished, technically strong, and creatively uses visuals and tools to enhance storytelling All 5 narrative components (hook, background, main event, twist, final line) are compelling

Name: \_\_\_\_\_ Date: \_\_\_\_\_

## SCRIPT PLANNING SHEET

True Crime Video Creation Project

**Instructions:** Use this worksheet to plan what you will say in your video. Follow the 5-part structure to organize your script clearly.

Chosen Article: \_\_\_\_\_


SCRIPT DRAFT	
HOOK	
BACKGROUND INFO	
MAIN CRIME/EVENT	
OUTCOME OR TWIST	
FINAL LINE/QUESTION	

Name: \_\_\_\_\_ Date: \_\_\_\_\_

## VIDEO CREATION PROJECT

Instructional Handout

In this project, you'll become the narrator of a true crime story. Using your voice and carefully chosen visuals, you'll retell a real case from one of the articles provided without showing your face. Think of it like creating your own mini true crime documentary, packed into just 60 seconds.



ly:

that grabs attention, ice, and time.  
y incident with key  
-any shocking twist or  
a question that leaves  
part of your script.  
vice or captions.  
(:Tok, Reels, or

Name: \_\_\_\_\_ Date: \_\_\_\_\_

## STORYBOARD TEMPLATE

True Crime Video Creation Project

Chosen Article: \_\_\_\_\_

SCENE	NARRATION SUMMARY	VISUAL/SLIDE IDEA	AUDIO/MUSIC IDEA
Hook			
Background Info			
Main Crime/Event			
Outcome or Twist			
Final Line/Question			

**Assessment Materials Provided!**

# “I Spy a True Crime” Riddle Activities

Challenge students to practice inference skills with these word puzzles!

Strengthen analytical reading, support text-based analysis, and **encourage students to think like detectives!**





















**ANSWER  
KEY  
INCLUDED!**

Name: \_\_\_\_\_ Date: \_\_\_\_\_

### I SPY A TRUE CRIME

Marty and the Shrink

**Instructions:** Read each riddle on the corresponding worksheet, then find the object I-Spy box. Write the number of the riddle in the object's box, then find a quote or detail that supports your answer.

<input type="checkbox"/> 	<input type="checkbox"/> 	<input type="checkbox"/> 	<input type="checkbox"/> 
<input type="checkbox"/> 	<input type="checkbox"/> 	<input type="checkbox"/> 	<input type="checkbox"/> 
<input type="checkbox"/> 	<input type="checkbox"/> 	<input type="checkbox"/> 	<input type="checkbox"/> 
<input type="checkbox"/> 	<input type="checkbox"/> 	<input type="checkbox"/> 	<input type="checkbox"/> 
<input type="checkbox"/> 	<input type="checkbox"/> 	<input type="checkbox"/> 	<input type="checkbox"/> 

All Rights Reserved © MondaysMadeEasy.com

Name: \_\_\_\_\_ Date: \_\_\_\_\_

### I SPY A TRUE CRIME

Marty and the Shrink

RIDDLE	WHAT AM I?	QUOTE
1 You sit on me and spill your mind, Hoping healing words you'll find. I'm where Marty shared his grief, But found control, not much relief.		
2 I decide who gets what when you're gone, Marty changed me and something was wrong. Signed and sealed at someone's request, Who really gained? You can guess the rest.		
3 Big and fancy, by the shore, But who was living there for sure? He threw parties like it was his own, While the real owner was barely known.		
4 I'm served at parties, full of delight, But the hands that prepared me were While the guests cheered and glasses The real host was never linked.		
5 I held Marty when he was weak, But no friend came by to speak. Alone he lay, lost in thought, Till a spark of truth was finally caught.		

Name: \_\_\_\_\_ Date: \_\_\_\_\_

### I SPY A TRUE CRIME

Marty and the Shrink

RIDDLE	WHAT AM I?	QUOTE
6 Once a promise, now undone, Left behind when love did run. Part of the sorrow that filled his past, I'm a symbol that didn't last.		
7 Marty's legacy, a business old, Passed down in threads and fabric bold. But even that was pulled apart, A web re woven from the start.		
8 Hung with pride upon the wall, It says he's trained to help us all. But what if knowledge hides a scheme, And trust becomes a broken dream?		
9 Grain by grain, the time went by, Decades lost beneath the lie. You didn't see how slow it fell, Until you broke free from the spell.		
10 You don't see me, but I was there, Controlling choices everywhere. Marty moved, but not alone, Someone else set the tone.		

All Rights Reserved © MondaysMadeEasy.com

# See what others are saying...

Here's what teachers like you are loving about this **True Crime Literacy Bundle!**

 **Extremely Satisfied**

My students did this the weird week of Hallween & they loved the fdifferent pace and anticipating the next story for the nextday- it was good for finding details in a text etc and had them engaged. Thanks!

- Marjorie A.

 **Extremely Satisfied**

This bundle provided choice for my students and kept them engaged in the materials. Thank you!

- Amber A.

 **Extremely Satisfied**

This is such a high interest engaging activity. The students loved it.

- Tiffany F.