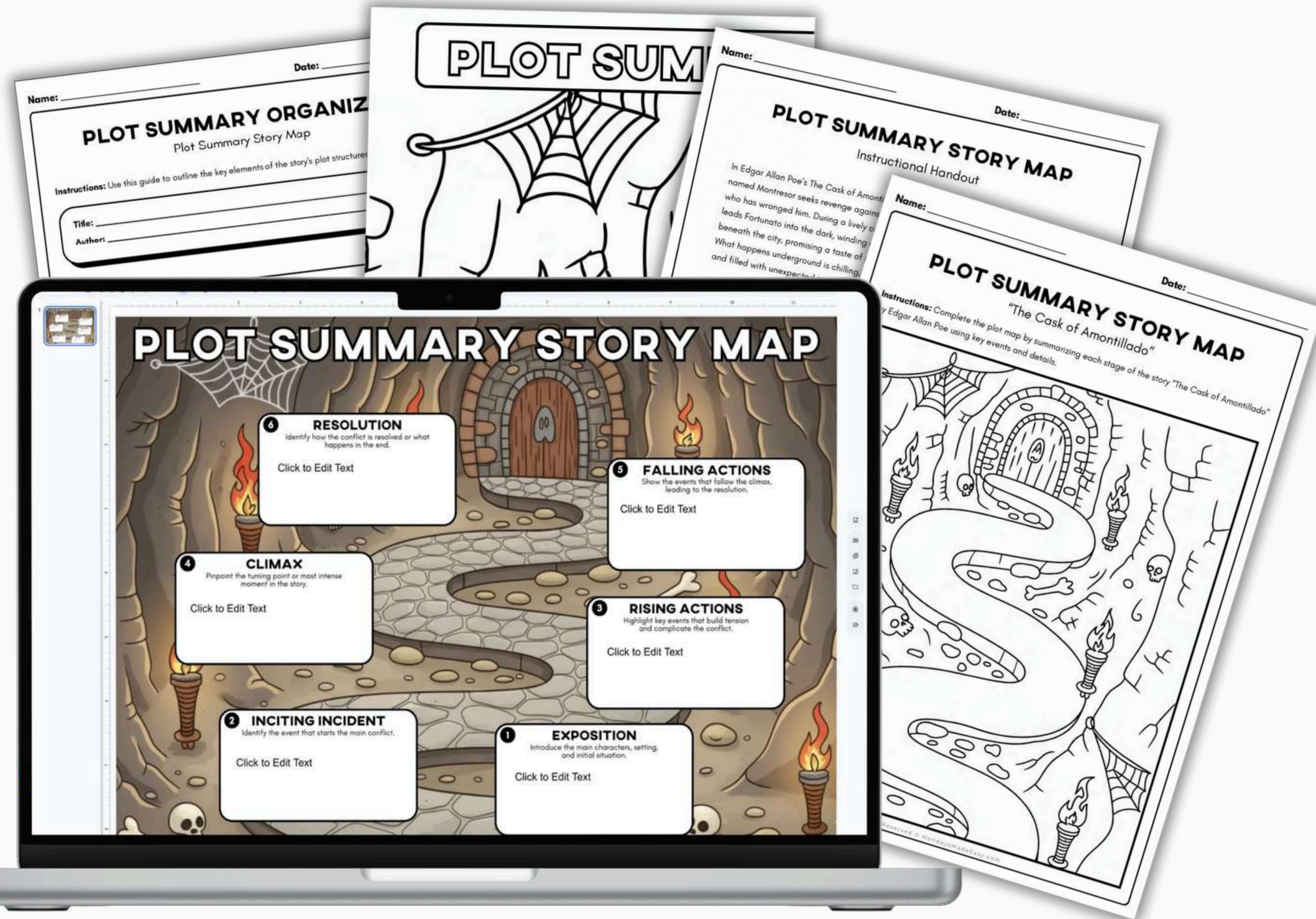


Story Map Activity with Collaborative Poster

Students will map out the story's events to create a visual representation of the plot



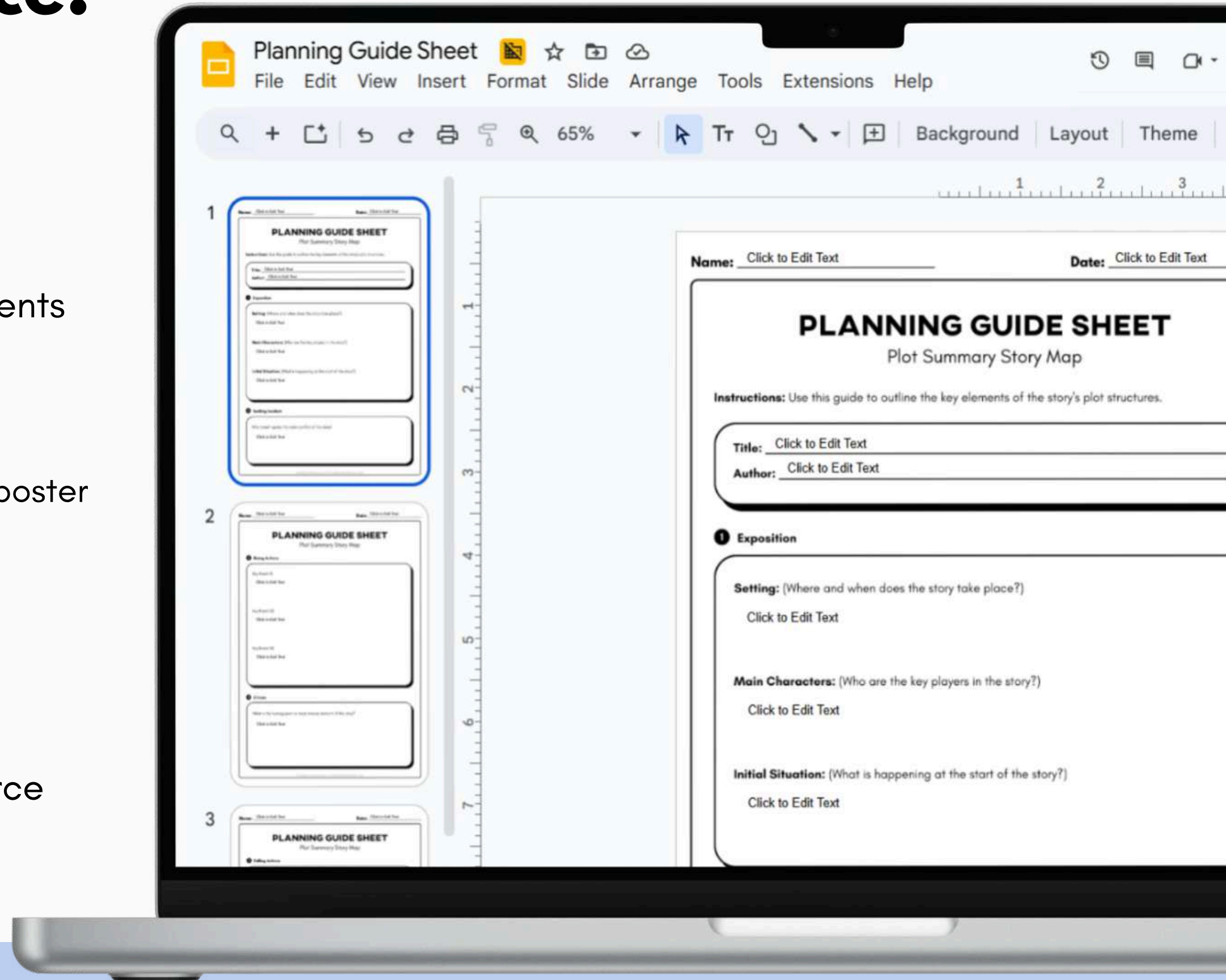
- **Engage students in analyzing narrative structure** by summarizing key events and mapping cause-and-effect relationships throughout the story.
- **Reinforce comprehension and critical thinking** using visual story map organizers that highlight suspense, pacing, and dramatic arc.
- **Encourage reflection and deeper analysis** as students evaluate Montresor's motives, character development, and the story's resolution.

Guide students through a visual summary of this classic short story!

PURCHASE HERE

Included with this resource:

- ✓ Editable **Story Map Instructional Guidelines**
- ✓ Plot Summary **Planning Sheet**
 - Supports comprehension by prompting students to summarize key moments
- ✓ Story Map Visual **Graphic Organizer**
 - Includes independent activity and collaborative poster
- ✓ **Reflection Sheet**
- ✓ Detailed **Answer Keys** and **Student Examples**
- ✓ **Teacher Instructions** for how to use this resource



Includes Digital Version for Google Drive®

Story Map Activity

Guide your students through the chilling events in "The Cask of Amontillado" by Edgar Allan Poe with this plot summary story map activity

Plot Summary Organizer
Name: _____ Date: _____
PLOT SUMMARY ORGANIZER
Plot Summary Story Map
Instructions: Use this guide to outline the key elements of the story's plot structures.

Plot Summary Story Map
Name: _____ Date: _____
PLOT SUMMARY STORY MAP
Instructional Handout
Amontillado, a man against someone...vely carnival, he...ding catacombs...of rare wine...ng, suspenseful...e story's plot...e creates suspense, and reflect on...the characters' actions and motivations. This...part of the assignment.

...ot to organize your thoughts about the six parts of the...ens in the beginning, middle, and end of the story.
...p...notes to summarize the full plot using the **Story Map**...ear summary of each of the six stages of the plot:
...racters, setting, and background.
...ent sets the plot in motion?
...nts that build tension or suspense.
...point or most intense moment?
...ts lead toward the resolution?
...ory end?
...ed © MondaysMadeEasy.com

Plot Summary Story Map
Name: _____ Date: _____
PLOT SUMMARY STORY MAP
"The Cask of Amontillado"
Instructions: Complete the plot map by summarizing each stage by Edgar Allan Poe using key events and details.

...story take place?)
...y players in the story?)
...ng at the start of the story?)
...of the story?
...ed © MondaysMadeEasy.com

Plot Summary Organizer
Name: _____ Date: _____
PLOT SUMMARY ORGANIZER
Plot Summary Story Map
1 Rising Actions
Key Event #1: _____
Key Event #2: _____
Key Event #3: _____
2 Climax
What is the turning point or most intense moment of the story?

3 RISING ACTIONS
4 INCITING INCIDENT
5 FALLING ACTIONS
All Rights Reserved © MondaysMadeEasy.com

Includes Plot Summary Organizer

Support comprehension by prompting students to summarize key moments in the story

PLOT SUMMARY ORGANIZER
Plot Summary Story Map

Name: _____ Date: _____

Instructions: Use this guide to outline the key elements of the story's plot structures.

Title: _____
Author: _____

3 Rising Actions

Key Event #1:

Key Event #2:

Key Event #3:

4 Climax

What is the turning point or most intense moment of the story?

5 Falling Actions

What events help resolve the conflict or ease the tension?

Resolution
_____ and? What happens to the characters and the conflict?

PLANNING GUIDE SHEET
Plot Summary Story Map

Name: Click to Edit Text Date: Click to Edit Text

Instructions: Use this guide to outline the key elements of the story's plot structures.

Title: Click to Edit Text
Author: Click to Edit Text

1 Exposition

Setting: (Where and when does the story take place?)
Click to Edit Text

Main Characters: (Who are the key players in the story?)
Click to Edit Text

Initial Situation: (What is happening at the start of the story?)
Click to Edit Text

INCLUDES ANSWER KEY!

Collaborative Story Map Poster

This poster can be completed independently or as a group activity

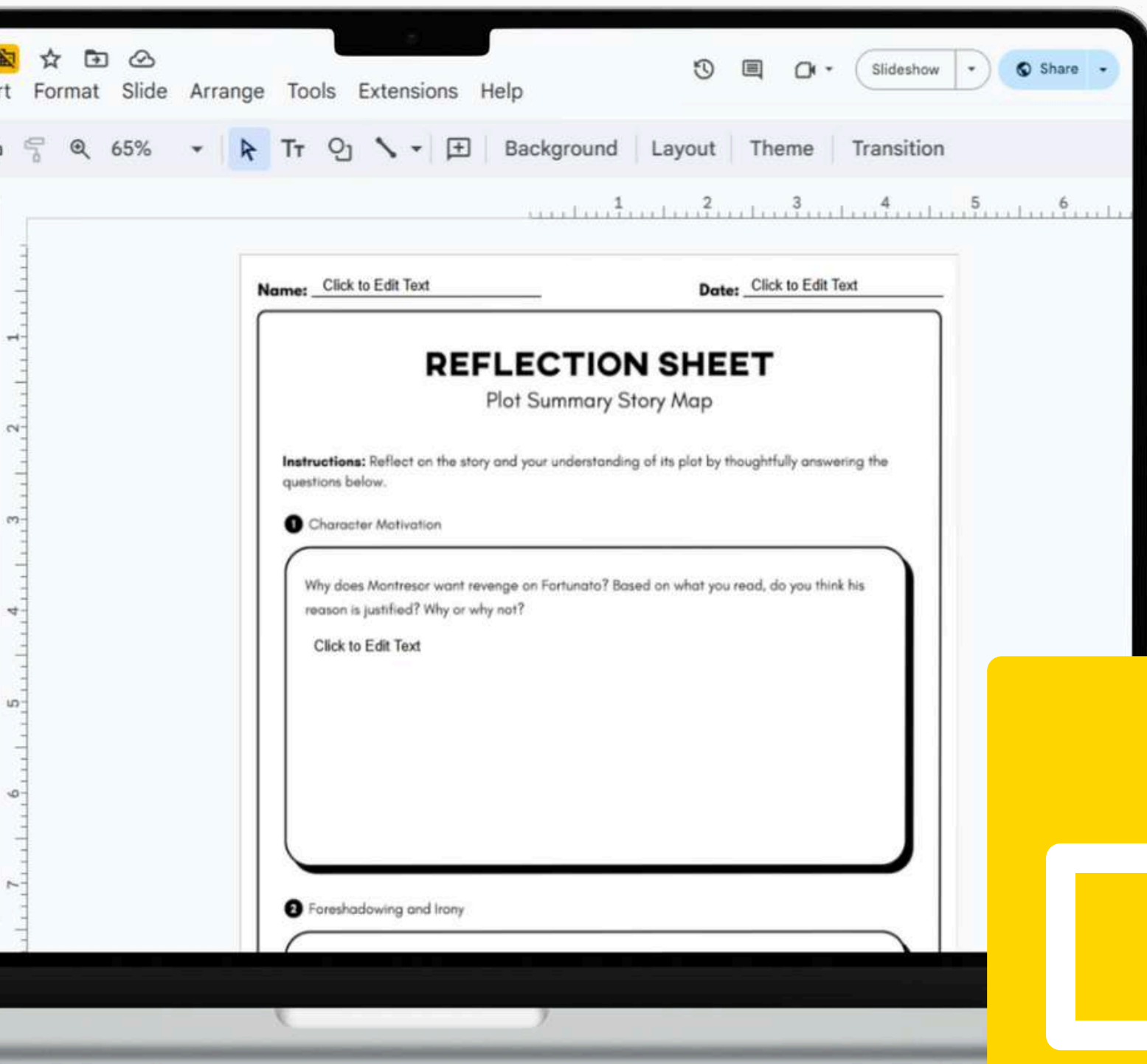
The image displays a 'Collaborative Story Map Poster' template. At the center is a large illustration titled 'PLOT SUMMARY STORY MAP' depicting a dark, cave-like setting with a winding path, torches, and scattered skulls. Surrounding this central illustration are four numbered boxes, each with a title and a brief instruction:

- 1 EXPOSITION**
Introduce the main characters, setting, and initial situation.
- 2 INCITING INCIDENT**
Identify the event that starts the main conflict.
- 3 RISING ACTIONS**
Highlight key events that build tension and complicate the conflict.
- 4 CLIMAX**
Pinpoint the turning point or most intense moment in the story.

At the bottom right, a text box states: 'This visual layout helps students structure their thinking and **deepen their understanding of narrative arc**'. An arrow points from this text box towards the central illustration.

Includes Reflection Activity

Students will evaluate Montresor's motives, character development, and the story's resolution



Explore **literary devices** and **discuss key events**

