

Project-Based Learning (PBL) Bundle

These language-based projects offer meaningful and authentic learning opportunities that your students will remember for years to come!



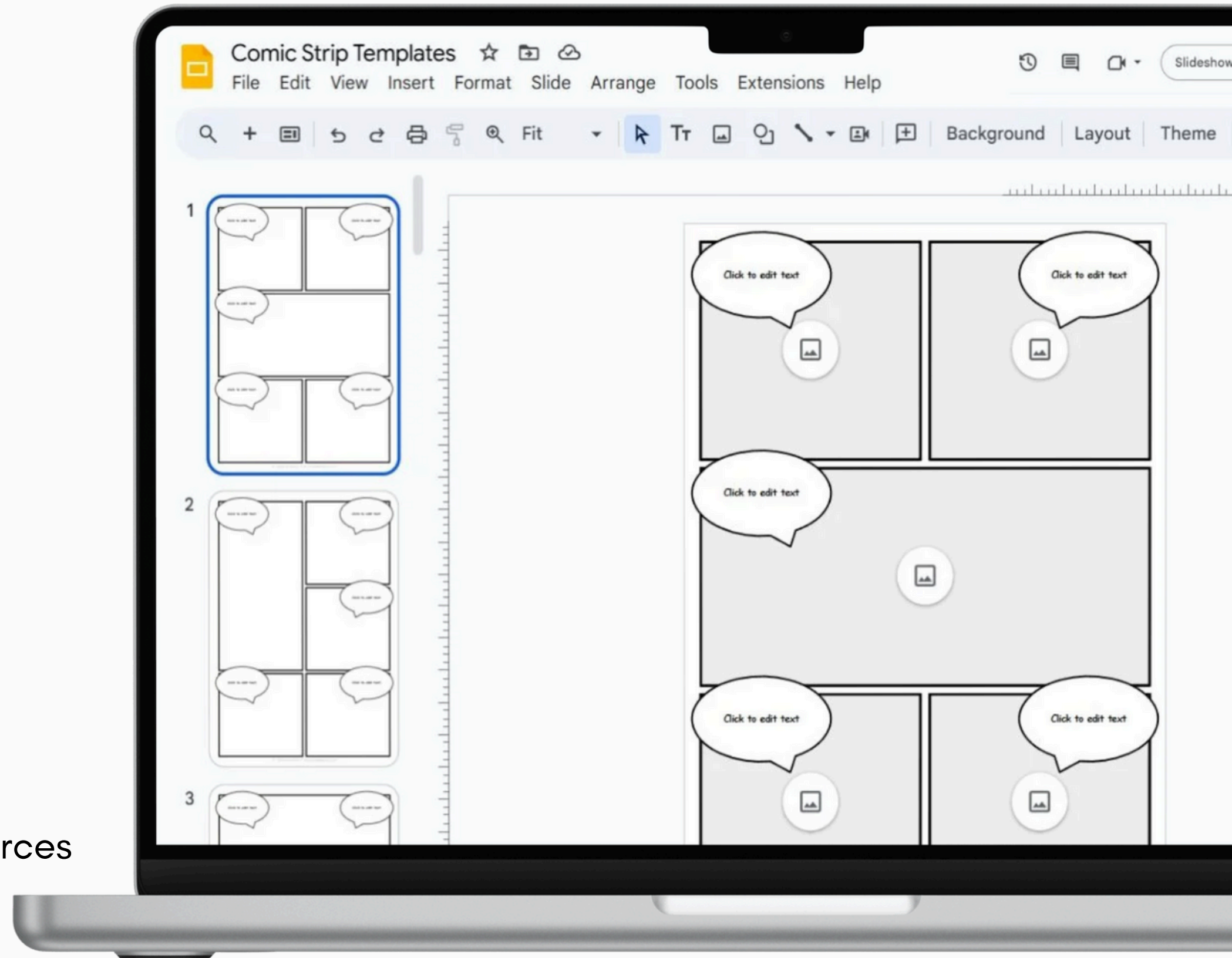
- **Blend reading, writing, speaking, and listening skills with real-world applications** through creative project-based learning assignments.
- **Engage every student** with a wide range of differentiated projects, including debates, mock trials, interviews, and creative storytelling formats.
- **Foster critical thinking** by challenging students to analyze, create, and present ideas in authentic, meaningful ways.

Bring your English Language Arts curriculum alive with this PBL bundle!

PURCHASE HERE

Included with this bundle:

- ✔ **Book Trailer Project** for Any Novel or Short Story
- ✔ **Netflix Series** Adaptation Project
- ✔ Lincoln-Douglas **Formal Debate Outline**
- ✔ **Community Interview Project**
- ✔ **Mock Trial Assignment** for Any Text
- ✔ **Plan a Vacation Project**
- ✔ **Comic Strip Project** with Comic Book Templates
- ✔ Editable and Ready-to-Print **4-Level Rubrics**
- ✔ **Teacher Instructions** for how to use these resources



Includes Digital Resources for Google Drive®

Book Trailer Project Outline

This book trailer project can be used for any independent novel study, whole-class novel, or even as a final assessment for literature circles.

Name: _____ Date: _____

STUDENT PLANNER & CHECKLIST

Book Trailer Project

Instructions:
Use the checklist below to keep on task with your book trailer. Discuss members to determine the **target dates** for each task. The target date for when you will complete each task. Each member of the group will use this planner and checklist. Turn your checklist in with your outline.

TASK	TARGET DATE	NOTES
Brainstorm trailer script		
Write trailer script		
Brainstorm film locations for setting		
Complete Storyboard		
Obtain film equipment and/or video editing program		


All Rights Reserved © MondaysMadeEasy.com

Name: _____ Date: _____

BOOK TRAILER PROJECT

Assessment Outline

For this assignment, your group will create a book trailer to capture the important elements of the novel. These elements include **characterization, conflict, setting, and themes**.



What is a Book Trailer?

A book trailer is a short film created to introduce the audience to a story, offering only enough information to **spark the audience's interest**. Much like a movie trailer, the audience should not know the resolution to the story after watching the book trailer. This means that the trailer **should not "spoil" the experience** of the story itself.

1 BOOK TRAILER

Your group's book trailer between **5-7 minutes in length**. You can create your book trailer by either filming it or using an online animation program. If you do not have access to a program or do not know how to create a book trailer, be sure to speak to your teacher.

Your book trailer should include the following:

- Literary analysis of main characters:** Each main character should be presented in the trailer. Illustrate parts of the novel that are important for their character development.
- Literary analysis of main conflict:** The main conflict should be captured in the trailer. Illustrate parts of novel that highlight the main conflict of the novel.
- Literary opinions:** Include quotations in the trailer that express your opinion of the novel. Focus on insights beyond mere enjoyment or disapproval. For example, rather than saying, "I liked the novel," discuss how it aligns with your worldview or articulate your critical reaction to the novel.

Use the **Book Trailer Planner and Checklist** and **Storyboard Graphic Organizer** to begin planning the details for your book trailer.

All Rights Reserved © MondaysMadeEasy.com

Name: _____ Date: _____

NO SPOILERS

A **spoiler** reveals key plot details. In order to respect future readers' experiences, always avoid "spoiling" any surprises in your book trailers!

REFLECTION

In the movie trailer, each member of the group must hand in a written reflection about **300-500 words**.

Include the following:

- for main characters:** How does your trailer represent the characters within the novel?
- of main conflict:** What is the main conflict presented in your book trailer convey the main conflict within the novel? What caused this conflict? Explain at least three themes, and how this conflict.

What was your feedback of the novel? Consider the writing you enjoyed, the reactions you experienced, and how this novel may have changed your perception of your world.

Storyboard: _____

Trailer: _____

Reflection: _____

All Rights Reserved © MondaysMadeEasy.com

Group Names: _____ Date: _____

BOOK TRAILER STORYBOARD

Graphic Organizer

Instructions: Use the boxes below to **illustrate various scenes** for your book trailer, including the **setting, characters, key objects, and props**. Include a description next to each scene to narrate your illustration. Note the intended camera angle and any camera movement (panning, zooming, etc.) to convey how the shot should be filmed. If the scene includes any on-screen text, like titles or captions, write this down. For dialogue, refer to documents where actors can find the script. Finally, note **any music, transitions, or special effects**.

Scene 1

Scene 2

Includes a **reflective writing assignment** for independent literary analysis!

Netflix Adaptation Project

This assignment includes guided templates and worksheets to design a 6-part Netflix series

Name: _____ Date: _____

THEME JUSTIFICATION

Netflix Adaptation

Instructions: Choose a theme you believe is central to the story. Then, use the prompts below to explain and support your selection.

THEMES	THEME JUSTIFICATION
<input type="checkbox"/> Power & Control	1. What specific events or conflicts in the story support this theme?
<input type="checkbox"/> Identity	_____
<input type="checkbox"/> Friendship	_____
<input type="checkbox"/> Betrayal	2. How do the characters' actions support this theme?
<input type="checkbox"/> Courage	_____
<input type="checkbox"/> Freedom vs. Oppression	_____
<input type="checkbox"/> Justice	3. Is there a message or lesson about this theme?
<input type="checkbox"/> Coming of Age	_____
<input type="checkbox"/> Isolation	_____
<input type="checkbox"/> Loyalty	4. Does this theme appear more prominently in the story?

	5. Which quotes or passages from the story support this theme?

All Rights Reserved © MondaysMadeEasy.com

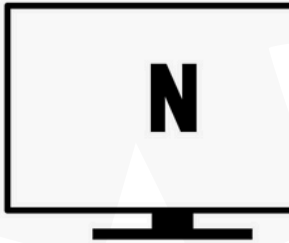
Name: _____ Date: _____

Netflix Adaptation

Instructional Handout

Netflix is calling - and they want you to bring the story to life!

In this immersive project, you'll step into the role of a producer tasked with turning a novel or short story into a hit streaming series. You'll analyze the plot, characters, themes, and structure—then reimagine it all for the screen.



Step-by-Step Guide

From casting to episode breakdowns, each section below will guide you through the creative process.

1 Netflix Thumbnail (Title Screen)

This section is your promo poster—the visual hook for your audience. Introduce your series with the following:

- Series Title:** The name of the show, just like a book or movie title. It's the first people see, and it should capture the theme, tone, or main idea of the story.
- Synopsis:** A brief summary that gives an overview of the main plot of a story, movie, or series. It highlights the key characters, setting, and central conflict—without giving away the ending.
- Genre Tags:** These are short labels that describe the style, tone, and content story. They help readers or viewers quickly understand what kind of experience to expect—just like on Netflix when you see tags like "thriller," "romance," or "sci-fi."
- Other Netflix details:** These are the small details that show when it came out, the age recommendation, how many seasons there are, and whether it's a series or a movie. Example: "New 2025 | 16+ | 1 Season | SERIES"
- Thumbnail:** This is an image that shows what the series is about. It typically features the main character, setting, or a dramatic scene to catch interest, and it should match the tone and genre of the story.

All Rights Reserved © MondaysMadeEasy.com

Name: _____ Date: _____

RATING JUSTIFICATION

Netflix Adaptation

Instructions: Rate the story from 1 to 5 stars. Then, answer the questions below to explain your rating.

RATING	RATING JUSTIFICATION PROMPTS
★	1. What influenced your rating the most?
★	<input type="checkbox"/> Characters <input type="checkbox"/> Writing style <input type="checkbox"/> Ending <input type="checkbox"/> Personal connection
★	<input type="checkbox"/> Plot <input type="checkbox"/> Theme <input type="checkbox"/> Pacing
★	Explain: _____
★	2. What was one part you especially liked or disliked? _____
★	3. _____
★	4. _____
★	5. Did the story surprise you, challenge you, or make you think differently? _____
★	6. _____
★	7. _____
★	8. _____
★	9. _____
★	10. _____
★	11. _____
★	12. _____
★	13. _____
★	14. _____
★	15. _____
★	16. _____
★	17. _____
★	18. _____
★	19. _____
★	20. _____
★	21. _____
★	22. _____
★	23. _____
★	24. _____
★	25. _____
★	26. _____
★	27. _____
★	28. _____
★	29. _____
★	30. _____
★	31. _____
★	32. _____
★	33. _____
★	34. _____
★	35. _____
★	36. _____
★	37. _____
★	38. _____
★	39. _____
★	40. _____
★	41. _____
★	42. _____
★	43. _____
★	44. _____
★	45. _____
★	46. _____
★	47. _____
★	48. _____
★	49. _____
★	50. _____
★	51. _____
★	52. _____
★	53. _____
★	54. _____
★	55. _____
★	56. _____
★	57. _____
★	58. _____
★	59. _____
★	60. _____
★	61. _____
★	62. _____
★	63. _____
★	64. _____
★	65. _____
★	66. _____
★	67. _____
★	68. _____
★	69. _____
★	70. _____
★	71. _____
★	72. _____
★	73. _____
★	74. _____
★	75. _____
★	76. _____
★	77. _____
★	78. _____
★	79. _____
★	80. _____
★	81. _____
★	82. _____
★	83. _____
★	84. _____
★	85. _____
★	86. _____
★	87. _____
★	88. _____
★	89. _____
★	90. _____
★	91. _____
★	92. _____
★	93. _____
★	94. _____
★	95. _____
★	96. _____
★	97. _____
★	98. _____
★	99. _____
★	100. _____

All Rights Reserved © MondaysMadeEasy.com

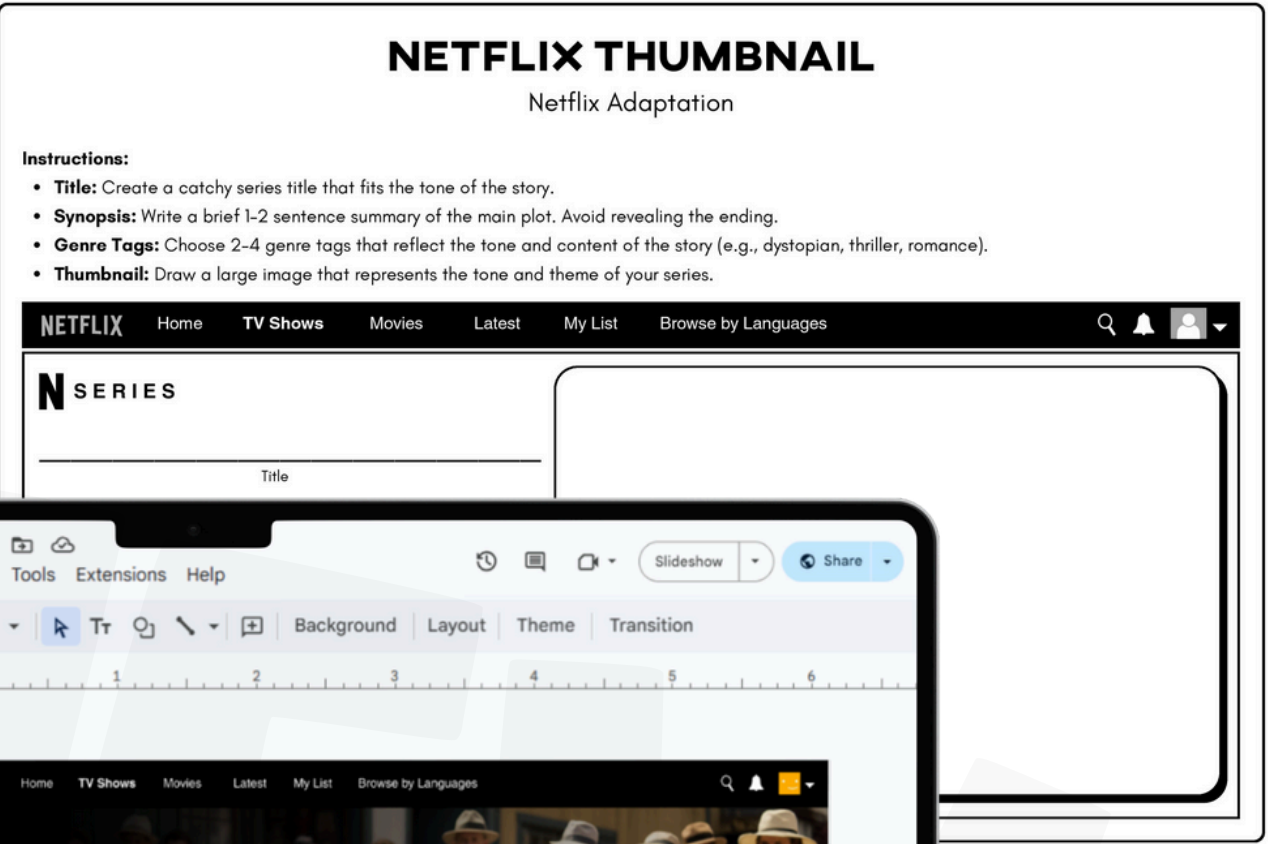
Name: _____ Date: _____

NETFLIX THUMBNAIL

Netflix Adaptation

Instructions:

- Title:** Create a catchy series title that fits the tone of the story.
- Synopsis:** Write a brief 1-2 sentence summary of the main plot. Avoid revealing the ending.
- Genre Tags:** Choose 2-4 genre tags that reflect the tone and content of the story (e.g., dystopian, thriller, romance).
- Thumbnail:** Draw a large image that represents the tone and theme of your series.



NETFLIX Home TV Shows Movies Latest My List Browse by Languages

N SERIES

Title

Netflix Adaptation Student Sample

File Edit View Insert Format Slide Arrange Tools Extensions Help

Search Menus + [Icons] Background Layout Theme Transition

1 The Lottery

2 The Lottery

3 The Lottery

4 The Lottery

5 The Lottery

6 The Lottery

NETFLIX Home TV Shows Movies Latest My List Browse by Languages

N SERIES

The Lottery

New 2025 | 16+ | 1 Season | Ultra HD 4K

In a quiet village, an annual tradition turns deadly as one community blindly follows a ritual with a horrifying end.

Psychological Thriller, Horror, Drama, Mystery, Classic Adaptation, Dark Fiction

Mock Trial Assessment Outline

This resource has everything you need to lead a successful mock trial for any short story or novel, accommodating over 30 students with unique, differentiated roles.

Key Figures



Step One: Opening Statements

To start the trial, the prosecution and defence attorneys make their **opening statements** to the jury, outlining their arguments and what they hope to prove. This statement is not a discussion, and objections are not permitted at this time.



Introduction to Legal Trials

For our next assignment, we will be conducting a **mock trial** in order to explore the actions and motivations of characters within the story to determine if they are **guilty of criminal negligence**.

To do so, we must first understand **how a courtroom operates** and **how a trial is conducted**. This presentation will introduce **important terms, processes, key figures**, and other **relevant information** to teach us how to lead our own trial.



All Rights Reserved © Mondays Made Easy

Name: _____ Date: _____

ROLE: WITNESS

You have been assigned the role of a witness. It is your responsibility to provide **testimonies** from both the prosecution and defence. Separately, you must **research** the case to provide a **written component** for evaluation and discussion.

Name: _____ Date: _____

ROLE: PROSECUTOR

You have been assigned the role of the prosecutor representing the prosecution team's responsibility to prepare and deliver an **opening statement**, **questioning testimonies** and **cross-examinations**, and a **closing statement** using the script provided. These outlines will be submitted for evaluation.

You will also work with assigned members of the jury to **locate evidence** and present it to the jury.

Name: _____ Date: _____

OBJECTIONS IN COURT

Conducting a Mock Trial

In a legal trial, an **objection** is when one lawyer disagrees with something that the other lawyer is saying or doing. They might say "objection" to stop the trial and tell the judge why they disagree. Objections are used to make sure that the trial is fair and that everyone follows the rules.

Objections can be made for many different reasons. Here are some **common types of objections** made in court:

- **Relevance objection:** When the evidence presented is not relevant to the case at hand, the other side can object to it.
- **Hearsay objection:** When a witness testifies about something they heard from another person rather than their own personal knowledge, the other side can object on the grounds of hearsay.

Name: _____ Date: _____

ROLE: JURY

You have been assigned the role of the jury. It is your responsibility to overhear the trial and **come to a verdict** collectively with other members of the jury. You will also help the prosecution or defence in **collecting evidence** (your teacher will assign your specific side). See the attached rubric for evaluation guidelines.

Written Component:

You are also responsible for producing an **argumentative paragraph** after the mock trial. Your paragraph must be **at least 250 words** and **evaluate the evidence and arguments presented by both sides** in order to determine which side argued the most persuasive case. Be sure to include a title and follow standard formatting guidelines for formal writing.

All Rights Reserved © MondaysMadeEasy.com

Name: _____ Date: _____

ROLE: TIMEKEEPER

You have been assigned the role of the timekeeper in conducting the trial by ensuring that the prosecution and defence each have their allotted time. They are nearing or over their allotted time.

Written Component:

You are also responsible for producing an **argumentative paragraph** after the mock trial. Your paragraph must be **at least 250 words** in length, and it must **evaluate the evidence and arguments presented by both sides** in order to determine which side argued the most persuasive case. Be sure to include a title and follow standard formatting guidelines for formal writing.

All Rights Reserved © MondaysMadeEasy.com

Name: _____ Date: _____

ROLE: JUDGE

You have been assigned the role of the judge. It is your responsibility to **conduct the trial** using the script provided. In an instance where the prosecution or defence makes an **objection**, it is also your responsibility to determine whether this objection is **sustained** or **over-ruled**. See the attached rubric for evaluation guidelines.

Written Component:

You are also responsible for producing an **argumentative paragraph** after the mock trial. Your paragraph must be **at least 250 words** in length, and it must **evaluate the evidence and arguments presented by both sides** in order to determine which side argued the most persuasive case. Be sure to include a title and follow standard formatting guidelines for formal writing.

All Rights Reserved © MondaysMadeEasy.com

...ion that suggests a specific answer...
...er side can object on the grounds

...multiple parts or is confusing, the...
...mpound question.

...speculate or guess about...
...s of speculation.

...a question that is argumentative or...
...ng testimony, the other side can

...ral objection without specifying the...
...ction. Vague objections are...
...judge.

...eEasy.com

Plan a Vacation Project

This project-based writing assignment features four tasks that will invite students to explore the world without leaving your classroom.

Name: _____ Date: _____

PLAN A VACATION PROJECT

Creating a Graphic Text

Graphic texts present information visually, so the reader can understand the information more easily. Choose one of the graphic texts below to create your own:

- Trip Itinerary
- Map
- Daily Schedule
- Timeline
- Budget Breakdown
- Other: _____


Brainstorm:

What will be the purpose of your graphic text? How to visual elements serve this purpose?	
What type of graphic text will you create? Which text features are necessary for this type of graphic text?	
What software/program can help you generate your graphic text?	

All Rights Reserved © MondaysMadeEasy.com

TRAVEL GUIDE

A Journey into Croatian Customs



Croatia, located in the heart of Europe along the shimmering Adriatic Sea, is a country with a rich tapestry of customs and traditions. Its history is marked by diverse influences, including Roman, Venetian, Ottoman, and Austro-Hungarian, which have shaped the unique cultural mosaic we see today. As you embark on your Croatian adventure, it's important to understand and appreciate the customs and traditions that make this country so special. Here's a journey into the customs and traditions of Croatia.

GREETING CUSTOMS

In Croatia, greetings are warm and friendly. A typical greeting consists of a firm handshake,

Narrative Text

DAILY JOURNAL

DATE: August 21, 2023 LOCATION: Dubrovnik, Croatia

Today was a day filled with captivating sights and tranquil moments. The sun shined over the city as I began my exploration, and I couldn't help but look forward to the adventures ahead.

The day kicked off with a cable car ride to Mount Srđ, providing me with a panoramic view of Dubrovnik. The city, with its terracotta roofs and imposing city walls, was surrounded by the sparkling waters of the Adriatic Sea. It was a breathtaking scene that offered a glimpse into the city's rich history and natural beauty.

The vantage point from the summit was awe-inspiring, and I took in the intricate details of the cobblestone streets below, each with its own story to tell.

After descending from Mount Srđ, I made my way to Banje Beach – a serene spot on the coastline where the azure sea met soft sands. Lounging on a beach chair, I soaked up the sun rays and watched sailboats drifting on the horizon. The Adriatic's cool waters were refreshing, and I took a refreshing swim to escape the midday heat.

In the afternoon, I visited Fort Lovrijenac, an impressive fortress that stands prominently on the western side of the city. Known as "Dubrovnik's Gibraltar," the fort's stone walls are centuries old. As I explored its interior, the echoes of the past seemed to reverberate through the chambers.

The views from the fort were stunning, offering a sweeping vista that stretched from the terracotta rooftops of the Old Town to the distant islands dotting the Adriatic. As the day transitioned into evening, I dined at a seaside restaurant, where I enjoyed fresh local seafood and a glass of Croatia wine. The service was warm and inviting, and I left smiling and wishing "prijatno" as they walked by.

Reflecting on the day's experiences, I realized that Dubrovnik's allure lies not only in its historical charm but also in its ability to offer moments of serenity amid the bustling city. The promise of more adventures, but today's memories will always remind me of the beauty and tranquility of this beautiful place.

Tomorrow I will head for a day trip to Montenegro to enjoy Kotor's Old Town and the Lovćen National Park. I can't wait to see what awaits.

All Rights Reserved © MondaysMadeEasy.com

bread are staples in the inland regions. Here are some dining etiquette customs to keep in mind:

- Saying "prijatno": Before starting a meal, it's customary to say "prijatno,"

Name: _____ Date: _____

PLAN A VACATION PROJECT

Information Text

Using your information text below:


Customs	Explanation

News Report

Croatia's Commitment to Sustainable Tourism Shines Amidst Global Concerns

The country's latest initiative focuses on preserving culture and geography while catering to tourism's demands.

Emile Berg
Sep 17, 2023



ZAGREB - Amidst the backdrop of growing concerns about over-tourism and its impact on fragile ecosystems worldwide, Croatia has emerged as a pioneer in promoting sustainable tourism practices. The initiative was launched this month and aims to preserve its pristine coastal regions and cultural heritage while accommodating the desires of an increasingly discerning traveler.

The initiative comes as a response to the rapid rise in tourist arrivals over the past decade, particularly along the picturesque Dalmatian coast. With the annual influx of visitors often surpassing the country's population, concerns were raised about environmental degradation, overcrowding, and cultural erosion. The government – in collaboration with local communities and environmental organizations – has introduced a multi-pronged approach to tackle these issues. The initiative includes:

- Visitor Caps:** Some of the most popular coastal destinations have implemented visitor caps to control the number of tourists at any given time. This allows for a more enjoyable experience for visitors while reducing the strain on natural resources and infrastructure.
- Infrastructure Upgrades:** Significant investments have been made to upgrade

All Rights Reserved © MondaysMadeEasy.com

Name: _____ Date: _____

PLAN A VACATION PROJECT

Writing a News Report

Using your information text below:

and current events. After researching, use the graphic organizer to write your news report about an event related to your travel destination.

CROATIAN Vacation Itinerary

Formal Lincoln-Douglas Debate Outline

Teach persuasive and argumentative writing skills using the materials provided in this unit.

Name: _____ Date: _____

DEBATE OUTLINE

Graphic Organizer

Instructions: Use the outline below to prepare your arguments, as well as evidence and reasoning for each point.

Resolution: _____

Position (circle one): **Affirmative** **Negative**

Name: _____ Date: _____

DEBATE OUTLINE

Graphic Organizer

Main Point (1.1):	
Evidence and Reasoning:	
Source:	

Name: _____ Date: _____

DEBATE OUTLINE

Graphic Organizer

Argument #2:


Main Point (2.1):	
Evidence and Reasoning:	
Source:	

Name: _____ Date: _____

LINCOLN DOUGLAS DEBATE


The LD Debate Format

The **Lincoln-Douglas Debate** (also known as "LD") is a traditional format for debating competing values. This format centers around a **resolution**, such as "individual privacy is more important than national security." In these debates, participants either **affirm** (agree with) or **negate** (disagree with) the resolution. Each team presents their arguments, while the opposing team prepares questions for a cross-examination period. Following this, each team has the opportunity for a rebuttal, where they offer additional arguments to counter their opponents' claims.



ROUND	TIME
Affirmative Constructive (AC)	6 minutes
Cross-Examination of Affirmative	3 minutes
Negative Constructive (NC)	7 minutes
Cross-Examination of Negative	3 minutes
First Affirmative Rebuttal (IAR)	4 minutes
Negative Rebuttal (NR)	6 minutes
Second Affirmative Rebuttal (2AR)	3 minutes

Purpose of the LD Debate



Critical Thinking

This style of debate encourages participants to engage with research and philosophical reasoning to develop an argument.

Ethical Reasoning


Participants must explore the moral, ethical, and philosophical position.

Affirmative Constructive

Round	Time
Affirmative Constructive (AC)	6 minutes

Participants that affirm the resolution (**affirmative**) will begin the debate by presenting their case. This case includes their arguments, evidence, and reasoning in support of the resolution.

At this time, the participants that negate the resolution are listening **attentively** and preparing for the next round: the cross-examination.



All Rights Reserved © Mondays Made Easy

Includes **Differentiated Graphic Organizers!**

Real-World Resource Extension Project

Students will build on their research to publish an infographic, pamphlet, brochure, documentary, or another medium of their choice

NAME: _____ DATE: _____

RESEARCH ESSAY

REAL-WORLD RESOURCE

APPLYING YOUR RESEARCH TO REAL LIFE

In order to create a "Real World" Resource, you will be revisiting your research synthesis essay. The objective of this assignment is to distribute your information to as many people possible; this involves using your creativity to come up with the **best medium** to communicate and distribute your research.



WHAT IS A MEDIUM?

A medium refers to the material or technology used to create and distribute a work of art or document of text. Medium can be more easily understood by the widely-used term "media," which is the plural word for medium.

All Rights Reserved © MondaysMadeEasy.com

REAL-WORLD APPLICATION ASSIGNMENT INSTRUCTIONS



FOLLOW THESE STEPS:

1. Review your research essay and make changes to any noted errors.
2. Consider your audience and purpose - who would benefit from knowing this information, and how can you effectively convey your message?
3. Choose a **medium**. Some examples of mediums include: brochure, pamphlet, poster, podcast, YouTube video, infographic, Instagram post, etc. Canva.com provides free software to create attractive media documents.
4. Transfer your information onto your medium. Remember that any graphics, music or other intellectual property must receive credit where due.



DUE DATE: _____

All Rights Reserved © MondaysMadeEasy.com

Real World Resource Rubric

File Edit View Insert Format Tools Extensions Help

100% Normal text Lato 10

Name: _____ Grade (%) _____

Real-World Resource: Research Essay Application

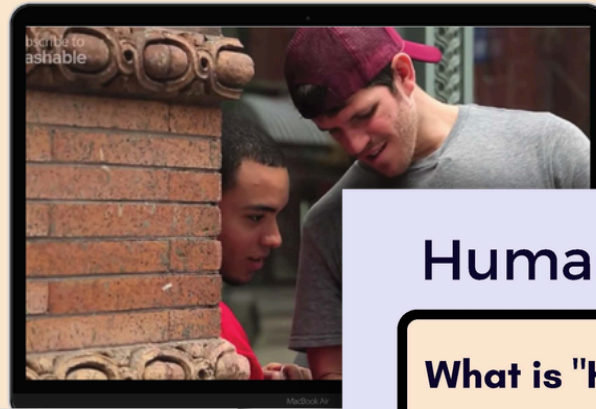
Category	Level 1	Level 2	Level 3	Level 4
Knowledge	Resource requires additional important information related to the research topic Resource integrates less than two researched sources	Resource highlights some important information related to the research topic Resource integrates at least two researched sources	Resource highlights important information related to the research topic Resource integrates at least three researched sources successfully	Resource thoroughly highlights important information related to the research topic Resource integrates at least three researched sources flawlessly
Inquiry	Choice of medium requires reconsideration See comments below	Medium is a sufficient choice but has limits See comments below	Medium is a great choice for the intended audience and can be redistributed	Medium is an excellent choice for the intended audience and can be easily redistributed
Communication	The grammar, mechanics and/or volume require improvement Information is inaccessible See comments below	The grammar, mechanics and/or volume demonstrate some lapses Information utilizes visual or verbal elements, but not both Information is somewhat accessible See comments below	The grammar, mechanics and/or volume are excellent Information is communicated utilizing both visual and verbal elements Information is accessible through the use of organizational features (headers, titles) and acquirable summarization	The grammar, mechanics, and/or volume are flawless Information is communicated utilizing both engaging visuals and clear verbal elements Information is highly accessible through the use of organizational features (headers, titles) and effective summarization
Application	Medium requires more effort and attention to detail Credit to original authors is not provided See comments below:	Medium demonstrates some effort and attention to detail Credit to original authors requires revision See comments below	Medium is engaging and demonstrates effort and attention to detail Credit to original authors is provided where necessary in MLA format	Medium is highly creative and demonstrates an exceptional amount of effort and attention to detail Credit to original authors is provided where necessary in flawless MLA format

Community Interview Project

Facilitate interviews within your community with this "Humans of My School" project!

Humans of My High School

Bringing the project to our school:



Listen to Brandon Stanton discuss his **interview process**. What does he do to get a good story?

Humans of My High School

What is "Humans of My High School"?

"Humans of My High School" is the opportunity to tell the tale of someone within our school community.

Name: _____ Date: _____

NARRATIVE SUMMARY GRAPHIC ORGANIZER

"Humans of My High School"

Title

A short statement of **who** and **what** your narrative is about.

WHO

WHAT

Who is the **story** focussed on in this inter

Name: _____

Date: _____

NARRATIVE SUMMARY GRAPHIC ORGANIZER

"Humans of My High School"

WHERE

In what **setting** does the story occur?

WHY

HOW

Why? Explain the **details** as to how the story took place. How? Explain how, we again should refer to Explain, step-by-step, how the story unfolded.

Name: _____

Date: _____

INTERVIEW OUTLINE

"Humans of My High School"

CONCLUSION

How should you conclude the interview process? What are the next steps?

PHOTOGRAPH

How can you politely ask for a photograph of your guest?

The Interview Process

1. Introduction:

- Make sure to **thank your guest** for being part of the interview.
- Explain the **purpose** of your interview.
- Let your guest know they can **pass on or decline** any questions that they would not like to answer.



Includes Editable & Ready-to-Print 4-Level Rubrics

Modify these rubrics to meet the unique needs of your classroom.

The screenshot shows a Google Docs interface with the document title "Book Trailer: 4-Level Rubric". The rubric table is displayed on the screen, matching the one shown in the printout to the right. The table has five columns for levels and four rows for categories: Knowledge, Inquiry, Communication, and Application. A blue document icon is overlaid on the bottom left of the laptop screen.

Name: _____ Grade (%) _____

Book Trailer: 4-Level Rubric

Category	Level 1 (0-49%)	Level 2 (50-64%)	Level 3 (65-79%)	Level 4 (80-100%)
Knowledge	Approaching success with presentation of knowledge of the novel See comments below	Presents knowledge of characters and conflict of the novel with some success See comments below	Successful presentation of knowledge of characters and conflict, reflecting satisfactory understanding of the novel	Skilfully presents knowledge of characters and conflict, reflecting a strong understanding of the novel
Inquiry	Literary analysis is approaching success: opinions and/or real-world applications require more explanation See comments below	Moderate success in literary analysis: opinions and/or real-world applications are somewhat insightful See comments below	Literary analysis meets expectations: opinions are complex; real-world connections and applications demonstrate insight	Literary analysis exceeds expectations: opinions are grounded in real-world connections; applications demonstrate high-level thinking
Communication	Grammar, tone, and/or inflection require improvement Conflict and characterization are not expressed Quality of audio, acting, and/or animation requires some improvement Storyboard requires more detail about setting, dialogue, and cinematic details Teamwork is not equitable See comments below	Grammar, tone, and/or inflection are satisfactory Conflict and characterization lack artistic expression and are somewhat simplistic Storyboard provides overview of setting, dialogue, and cinematic details with some detail Teamwork needs improvement See comments below	Grammar, tone, and inflection are communicated successfully Conflict and characterization are expressed artistically Storyboard provides overview of setting, dialogue, and cinematic details with sufficient detail Satisfactory teamwork	Perfect grammar, tone, and inflection are demonstrated Presentation demonstrates a high level of visual appeal and exceptional effort in production Storyboard provides overview of setting, dialogue, and cinematic details with exceptional detail Strong teamwork
Application	Trailer is more than a minute outside of time limit Main conflict requires more analysis See comments below	Trailer falls somewhat outside of time limit (~1 minute) Main conflict is analyzed using some details in the novel See comments below	Trailer meets time limit (~30 seconds) Main conflict is analyzed; themes are supported using details in the novel	Trailer meets time limit Main conflict is analyzed in-depth; themes are supported using details in the novel along with real-world connections

Comments: _____

Formatted for Google Docs®!