


# Jeopardy Review Game for “The Lottery”

Play this fun trivia-based game to review key concepts in “The Lottery!”



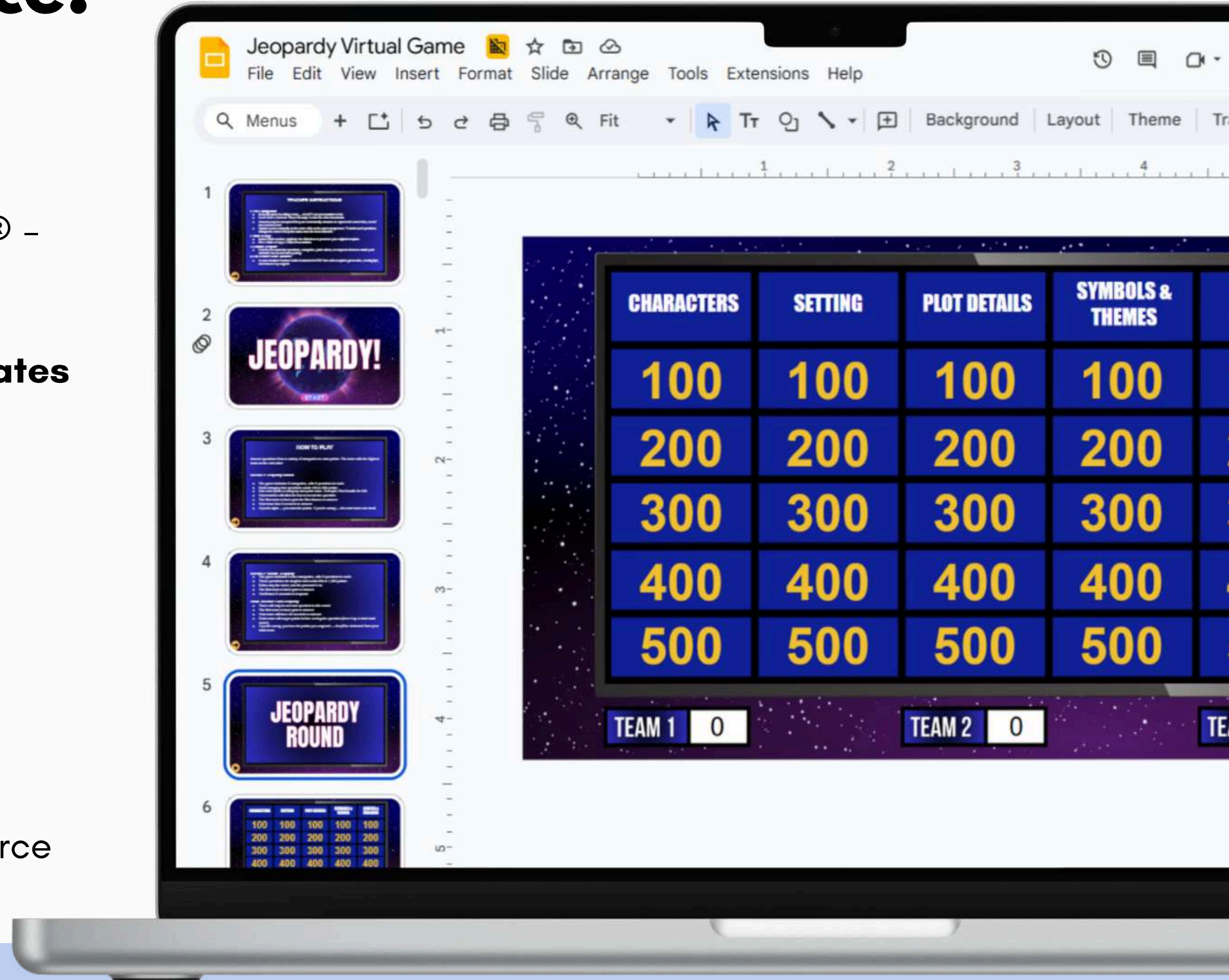
- **Reinforce comprehension of key concepts** with 46 trivia questions covering plot, characters, themes, symbols, and quotes
- **Promote engagement through team-based gameplay** that encourages collaboration, critical thinking, and friendly competition
- **Adapt easily to any classroom** with flexible game formats and printable materials for low-tech or hands-on learning environments

**A fun trivia-based review game to quiz students!**

**PURCHASE HERE**

# Included with this resource:

- ✓ Jeopardy **Game Slideshow** for PowerPoint® – **Animated** Version
- ✓ Jeopardy **Game Slideshow** for Google Slides® – **Editable** Version
- ✓ **Ready-to-print** Jeopardy **Game Board Templates**
- ✓ **46** Jeopardy-Style **Trivia Questions**
- ✓ Jeopardy **Answer Sheet** – Student Version
- ✓ Jeopardy **Score Sheet** – Teacher Version
- ✓ **Answer Key**
- ✓ **Teacher Instructions** for how to use this resource

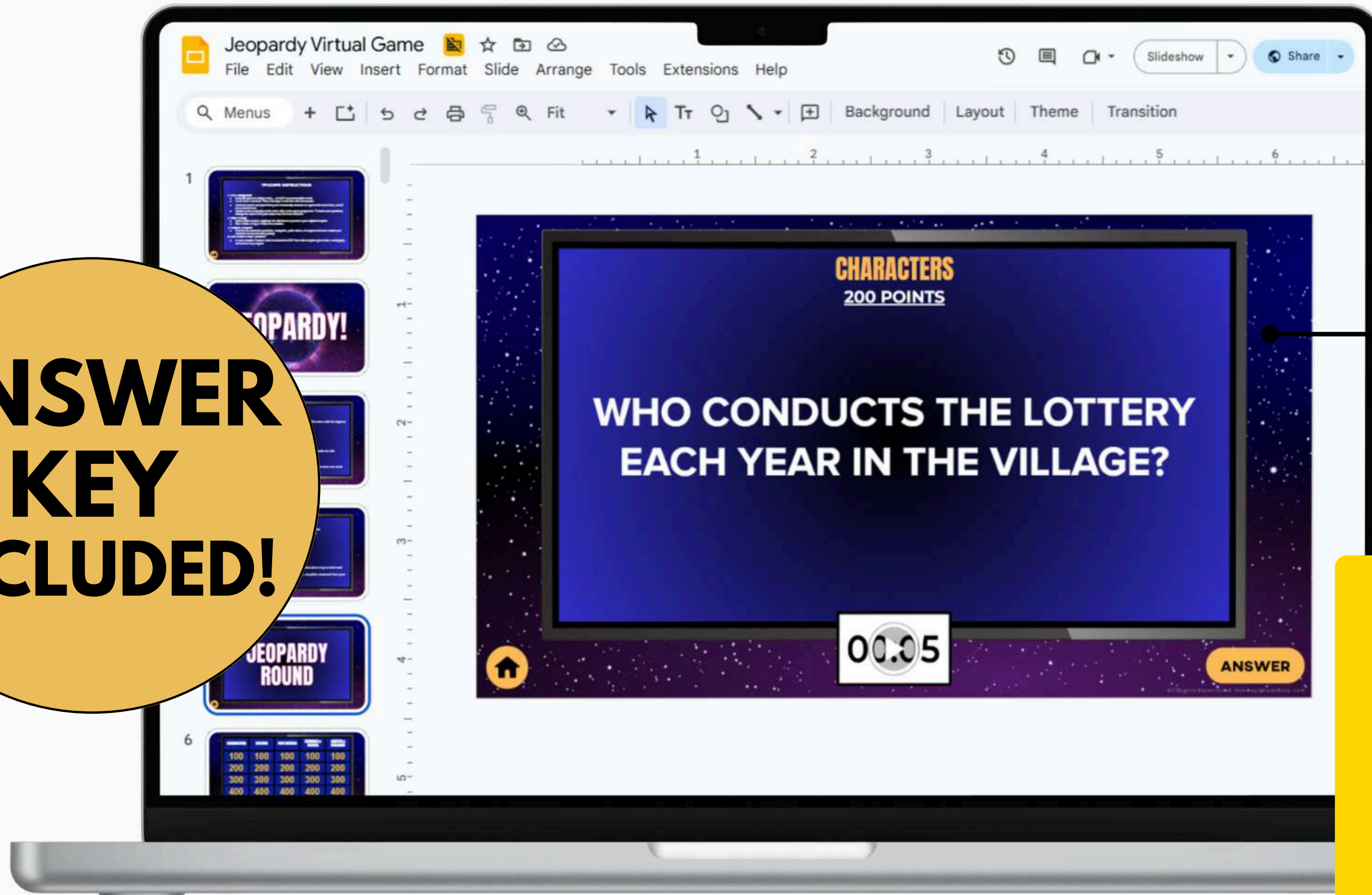


Includes Editable Version for Google Drive®

# Reinforce Comprehension of Key Concepts

This trivia game for "The Lottery" includes 46 text-based questions.

**ANSWER  
KEY  
INCLUDED!**



## Categories include:

- Characters
- Setting
- Plot Details
- Symbols & Themes
- Quotes & Dialogue



# Includes Paper-Based Version

This ready-to-print tech-free option offers a tactile experience for students

**200**

LITERARY DEVICES  
200 POINTS

What literary device is used when the title "The Lottery" suggests a prize, but the story ends in violence?

LITERARY DEVICES  
400 POINTS

What is the black box in the story an example of?

**400**

**600**

**800**

**1000**

LITERARY DEVICES  
1000 POINTS

What is the author's use of vague and ambiguous language about the ritual an example of?

**PRINT &  
PLAY!**

# Everything You Need to Facilitate Gameplay!

Includes teacher guide, student instructions, a score tracker, and a trivia answer key

The image displays a collection of resources for a Jeopardy game. In the center is a tablet showing a digital game board with a grid of categories and point values. To the left are two printed score trackers, one for 'JEOPARDY ROUND' and another for 'DOUBLE JEOPARDY'. To the right is a printed 'Jeopardy Game Teacher Instructions - Google Slides® Version' document. An orange document icon with 'PPT' is overlaid on the bottom right.

CHARACTERS	SETTING	PLOT DETAILS	SYMBOLS & THEMES	QUOTES & DIALOGUE
100	100	100	100	100
200	200	200	200	200
300	300	300	300	300
400	400	400	400	400
500	500	500	500	500

TEAM 1	TEAM 2	TEAM 3
0	0	

**JEOPARDY GAME**  
Scores

JEOPARDY ROUND	Team 1	Total
Characters		
Setting		
Plot Details		
Symbols & Themes		
Quotes & Dialogues		

ROUND 1 TOTAL SCORE

**JEOPARDY**  
Answer Sheet

POINTS	CHARACTERS	SETTING	PLOT DETAILS
100			
200			
300			
400			
500			

**Jeopardy Game**  
Teacher Instructions - Google Slides® Version

Jeopardy! Get ready to energize your students with an exciting review game strategy, speed, and subject knowledge!

This Google Slides® version of Jeopardy must be played in **editing mode**. This allows you to click question boxes, edit team scores, and in real time.

On the left-hand side of the screen, go to "View" and uncheck "Show Thumbnails".

**Game File:**  
I have provided Google Slides® Jeopardy game. In each session, make a copy of the slideshow to preserve the original. To make a Copy > Entire Presentation

**Classroom:**  
Divide the class into three teams. Each team will keep track of scores for themselves. I will clearly view the game board (via projector) and you will buzz in to "buzz in" (use a digital buzzer app or raise hands). I will give questions with students before starting.

Questions each, ranging from 100 to 500 points. Each question has a point value. The first team to buzz in. Correct answers give other teams a chance to

SlidesEasy.com

**PPT**