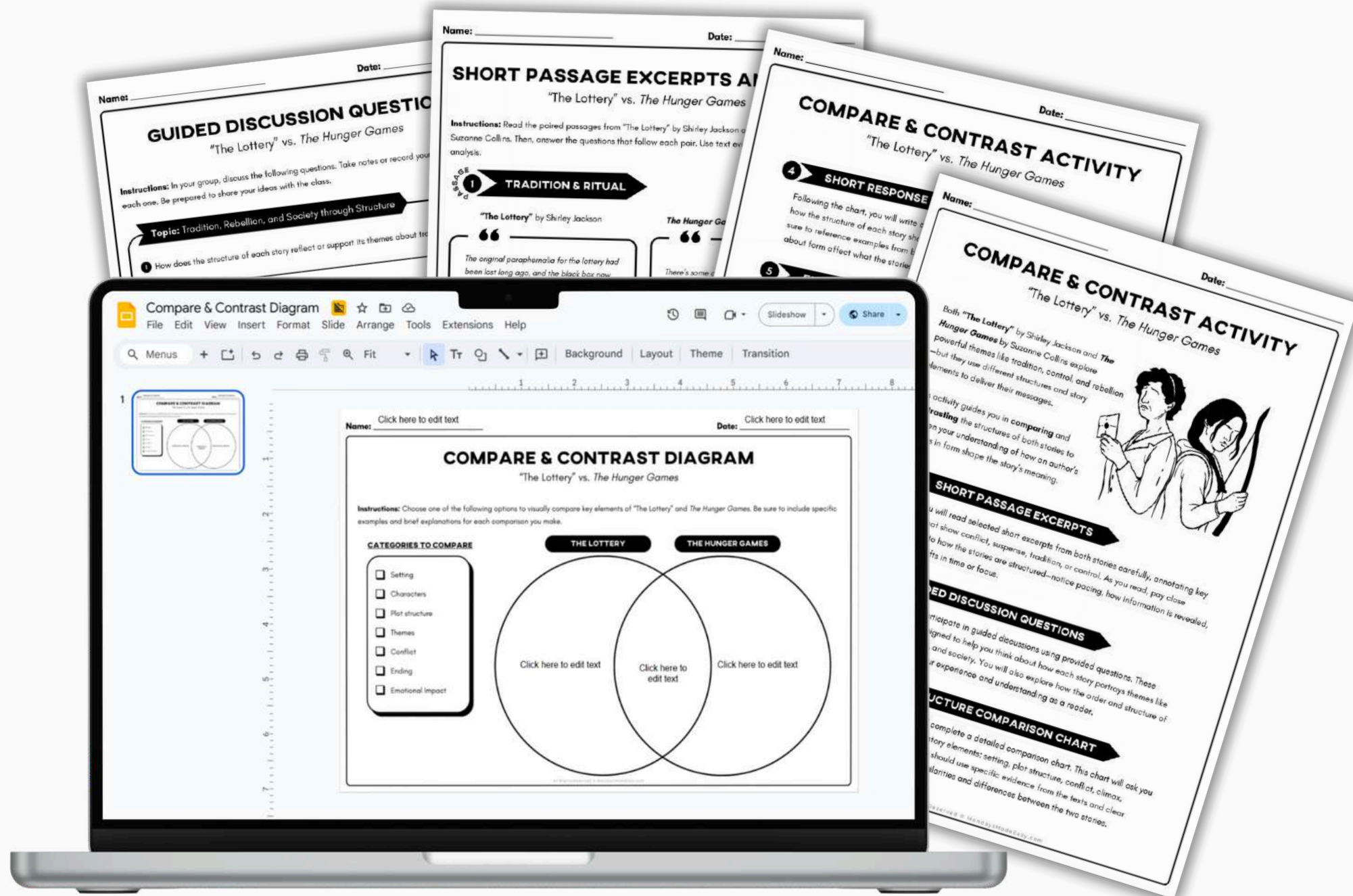


# Compare and Contrast “The Lottery” and The Hunger Games

This activity is compatible with both the original texts and film adaptations



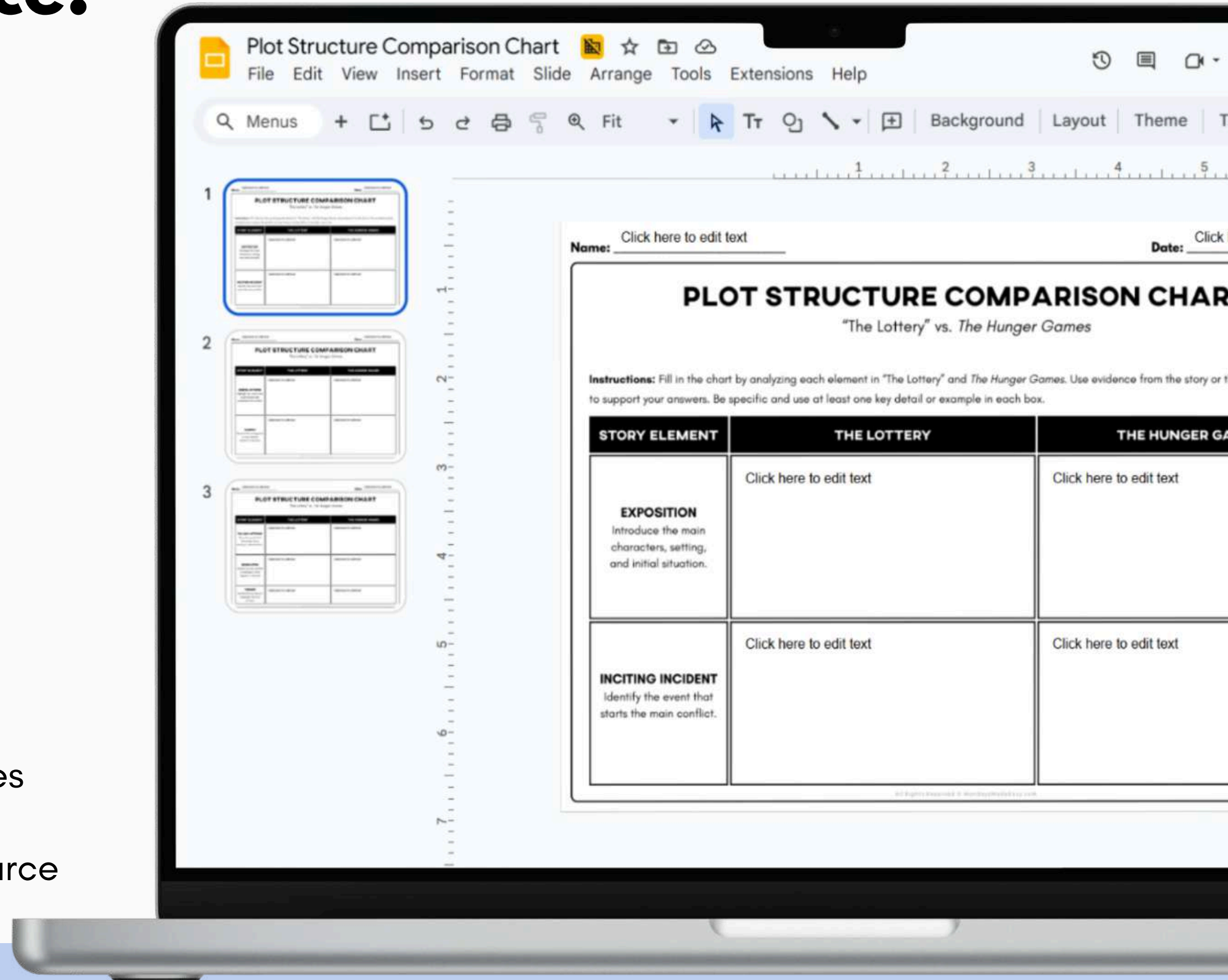
- **Prompt meaningful discussion** with scaffolded questions and text excerpts that highlight shared themes across both dystopian texts
- **Strengthen analytical writing skills** with short response prompts that synthesize tone, theme, and literary analysis
- **Differentiate instruction** with visual and written comparison tasks that encourage creative and critical thinking

Explore short passage excerpts from both texts to examine shared themes!

**PURCHASE HERE**

# Included with this resource:

- ✓ **Editable & Ready-to-Print** Assignment **Instructional Handout**
- ✓ Short Passage **Excerpts Analysis**
- ✓ Guided **Discussion Questions**
- ✓ Short Response **Writing Prompt**
- ✓ Venn Diagram **Comparison Template**
- ✓ Comparison Poster **Paragraph Checklist**
- ✓ **Editable & Ready-to-Print** 4-Level **Rubric**
- ✓ **Answer Keys** and **Student Example** Responses
- ✓ **Teacher Instructions** for how to use this resource



Includes Digital Version for Google Drive®

# Includes Short Passage Excerpts

These handouts present paired excerpts from both texts focused on shared themes

The image displays four overlapping student handouts designed for comparing 'The Lottery' by Shirley Jackson and 'The Hunger Games' by Suzanne Collins. Each handout includes a title, a theme, paired text excerpts from both works, and a set of three questions for analysis.

- Handout 1: TRADITION & RITUAL**
  - Excerpt from 'The Lottery': "The original paraphernalia for the lottery had been lost long ago, and the black box now resting on the stool had been put into use even before Old Man Warner, the oldest man in town, was born."
  - Excerpt from 'The Hunger Games': "There's some confusion [12 hasn't had a volunteer protocol has become...]"
  - Questions: 1. What does each society's use of outdated traditions suggest about...? 2. How do the authors use tone to show discomfort or disconnection...? 3. Which character or group appears to challenge the ritual, if any...?
- Handout 2: CONTROL & COMPLIANCE**
  - Excerpt from 'The Lottery': "It isn't fair, it isn't right," Mrs. Hutchinson screamed, and then they were upon her."
  - Excerpt from 'The Hunger Games': "It's to the Capitol, divided among our there were no ears..."
  - Questions: 1. How do these societies maintain control over their citizens? 2. What are the consequences of resistance or protest? 3. How does fear prevent change in both societies?
- Handout 3: PUBLIC SPECTACLE & FEAR**
  - Excerpt from 'The Lottery': "The children had stones already. And someone gave little Davy Hutchinson few pebbles."
  - Excerpt from 'The Hunger Games': "Effie Trinket or smoothes the s name in a clec it's Primrose E..."
  - Questions: 1. What emotional response is evoked by each passage? 2. What is the role of the crowd or community in these moment...? 3. How do the authors use imagery or pacing to heighten te...
- Handout 4: NORMALIZING VIOLENCE**
  - Excerpt from 'The Lottery': "There had been, also, a ritual salute, which the official of the lottery had had to use in addressing each person who came up to draw from the box, but this also had changed with time, until now it was felt necessary only for the official to speak to each person approaching."
  - Excerpt from 'The Hunger Games': "Haymitch grabs my shoulders and pins me against the wall. 'Who cares? It's all a big show. It's all how you're perceived.'"
  - Questions: 1. How do both societies mask violence through procedure or performance? 2. What is the effect of "going through the motions" for the sake of appearance? 3. How is violence treated as entertainment or tradition?

Each handout also includes a 'Name:' and 'Date:' field at the top and a copyright notice 'All Rights Reserved © MondaysMadeEasy.com' at the bottom.

Students may compare either the written or film version of each text!



# Compare and Contrast Plot Structure

Students will use the graphic organizer provided to compare narrative structure

Name: \_\_\_\_\_ Date: \_\_\_\_\_

## PLOT STRUCTURE COMPARISON CHART

*"The Lottery" vs. The Hunger Games*

**Instructions:** Fill in the chart by analyzing each element in "The Lottery" and *The Hunger Games*. Use evidence from the story or the provided excerpts to support your answers. Be specific and use at least one key detail or example in each box.

STORY ELEMENT	THE LOTTERY	THE HUNGER GAMES
<b>EXPOSITION</b> Introduce the main characters, setting, and initial situation.		
<b>INCITING INCIDENT</b> Identify the event that starts the main conflict.		

All Rights Reserved © MandysMadeEasy.com

Name: \_\_\_\_\_ Date: \_\_\_\_\_

## PLOT STRUCTURE COMPARISON CHART

*"The Lottery" vs. The Hunger Games*

STORY ELEMENT	THE LOTTERY	THE HUNGER GAMES
<b>FALLING ACTIONS</b> Show the events that follow the climax, leading to the resolution.		
<b>RESOLUTION</b> Identify how the conflict is resolved or what happens in the end.		
<b>THEMES</b> Identify the key ideas or messages the story conveys.		

All Rights Reserved © MandysMadeEasy.com

Name: \_\_\_\_\_ Date: \_\_\_\_\_

## PLOT STRUCTURE COMPARISON CHART

*"The Lottery" vs. The Hunger Games*

STORY ELEMENT	THE LOTTERY	THE HUNGER GAMES

All Rights Reserved © MandysMadeEasy.com

# Practice Literary Analysis

This compare and contrast activity includes guided discussion questions and a short written response prompt

Name: \_\_\_\_\_ Date: \_\_\_\_\_

### GUIDED DISCUSSION QUESTIONS

*"The Lottery" vs. The Hunger Games*

**Instructions:** In your group, discuss the following questions. Take notes or record your thoughts on each one. Be prepared to share your ideas with the class.

**Topic:** Tradition, Rebellion, and Society through Structure

1 How does the structure of each story reflect or support its themes about tradition and rebellion?

2 How is rebellion portrayed differently in each text's structure?

All Rights Reserved © MondaysMadeEasy.com

Name: \_\_\_\_\_ Date: \_\_\_\_\_

### SHORT RESPONSE WRITING

*"The Lottery" vs. The Hunger Games*

**Instructions:** Write a short paragraph (5-8 sentences) responding to the prompt below. Use specific examples from both texts and explain how the way each story is structured influences the emotional response.

**Topic:** Structure, Form, and Emotional Impact

Both *"The Lottery"* and *The Hunger Games* explore themes of tradition, control, and rebellion, but they do so using very different narrative forms and structures. Explain how the form and structure of each story shape the reader's emotional response.

- What the reader understands about the society
- The emotional impact of each story's events and ending
- The message the author delivers about tradition or power

**RESPONSE:**

\_\_\_\_\_

\_\_\_\_\_

\_\_\_\_\_

\_\_\_\_\_

\_\_\_\_\_

\_\_\_\_\_

\_\_\_\_\_

\_\_\_\_\_

\_\_\_\_\_

\_\_\_\_\_

\_\_\_\_\_


All Rights Reserved © MondaysMadeEasy.com

Name: \_\_\_\_\_ Date: \_\_\_\_\_

### COMPARE & CONTRAST ACTIVITY

*"The Lottery" vs. The Hunger Games*

Both *"The Lottery"* by Shirley Jackson and *The Hunger Games* by Suzanne Collins explore powerful themes like tradition, control, and rebellion—but they use different structures and story elements to deliver their messages.



This activity guides you in **comparing** and **contrasting** the structures of both stories to deepen your understanding of how an author's choices in form shape the story's meaning.

1 **SHORT PASSAGE EXCERPTS**

First, you will read selected short excerpts from both stories carefully, annotating key details that show conflict, suspense, tradition, or control. As you read, pay close attention to how the stories are structured—notice pacing, how information is revealed, and any shifts in time or focus.

2 **GUIDED DISCUSSION QUESTIONS**

Next, you will participate in guided discussions using provided questions. These questions are designed to help you think about how each story portrays themes like tradition, rebellion, and society. You will also explore how the order and structure of events influence your experience and understanding as a reader.

3 **PLOT STRUCTURE COMPARISON CHART**

After discussing, you will complete a detailed comparison chart. This chart will ask you to examine six important story elements: setting, plot structure, conflict, climax, resolution, and theme. You should use specific evidence from the texts and clear descriptions to show the similarities and differences between the two stories.

All Rights Reserved © MondaysMadeEasy.com

Name: \_\_\_\_\_ Date: \_\_\_\_\_

### COMPARE & CONTRAST ACTIVITY

*"The Lottery" vs. The Hunger Games*

**SHORT RESPONSE WRITING**

Using the chart, you will write a short response paragraph. In this response, explain how the structure of each story shapes its emotional impact and overall message. Make sure to use specific examples from both stories and focus on how the authors' choices in form affect what the stories mean to readers.

**EXTENSION ACTIVITIES**

After completing the chart, you can complete an extension activity. You may create either a **comparison chart** to visually compare and contrast the two stories or a **visual poster** that highlights similarities and differences in themes, structure, and message. This activity is a creative and interactive way to reinforce your understanding of the stories.

Remember to think beyond just what happens in the stories. Focus on how the authors use literary terms like exposition, rising action, climax, resolution, tone, and character patterns such as who holds control, who resists, and what traditions are challenged. Reflect on why the author chose to reveal information in certain ways and how that affects your experience as a reader.

**Short Passage Excerpts:** \_\_\_\_\_

**Guided Discussion Questions:** \_\_\_\_\_

**Plot Structure Comparison Chart:** \_\_\_\_\_

**Short Response Writing:** \_\_\_\_\_

**Extension Activity:** \_\_\_\_\_

All Rights Reserved © MondaysMadeEasy.com

# Differentiated Extension Assignments

Students can complete a compare and contrast poster or venn diagram to visually display their analysis

The image displays three overlapping worksheets:

- COMPARISON POSTER (Top):** Features a title "COMPARISON POSTER" and subtitle "The Lottery vs. The Hunger Games". It includes a "Name:" and "Date:" field. The main area is a large rectangle with horizontal lines for writing.
- ASSESSMENT CHECKLIST (Middle):** Titled "ASSESSMENT CHECKLIST" with the subtitle "Comparison Poster Paragraph". It includes a "Student Name:" and "Date:" field. The checklist is organized into three sections:
  - CONTENT & ANALYSIS:**
    - Clearly compares both "The Lottery" and *The Hunger Games*
    - Identifies at least **one similarity** between the two texts
    - Identifies at least **one difference** between the two texts
    - Includes specific **textual evidence** or references from both stories
    - Demonstrates understanding of the **themes** and **messages** in both stories
  - CLARITY & ORGANIZATION:**
    - Ideas are expressed in a clear and logical order
    - Sentences are complete and grammatically correct
    - Paragraph includes an opening sentence that introduces the comparison
    - Paragraph includes a closing sentence or concluding thought
  - WRITING QUALITY:**
    - Uses appropriate academic tone and language
    - Avoids vague statements (e.g., "they are kind of the same")
    - Edits for spelling and punctuation errors
- COMPARE & CONTRAST DIAGRAM (Right):** Titled "COMPARE & CONTRAST DIAGRAM" with the subtitle "The Lottery vs. The Hunger Games". It includes a "Name:" and "Date:" field. The instructions state: "Choose one of the following options to visually compare key elements of 'The Lottery' and *The Hunger Games*. Be sure to include specific examples and brief explanations for each comparison you make." Below the instructions is a Venn diagram with two overlapping circles labeled "THE LOTTERY" and "THE HUNGER GAMES". To the left of the Venn diagram is a box titled "CATEGORIES TO COMPARE" with a list of options:
  - Setting
  - Characters
  - Plot structure
  - Themes
  - Conflict
  - Ending
  - Emotional Impact

Includes  
**checklist, rubric,**  
and **student**  
**examples!**

# Editable & Ready-to-Print 4-Level Rubric

Modify this rubric to meet the unique needs of your classroom!

Comparison Poster: 4-Level Rubric

Name: \_\_\_\_\_ Grade (%) \_\_\_\_\_

**"The Lottery" vs. The Hunger Games: 4-Level Rubric**

Category	Level 1	Level 2	Level 3	Level 4
Knowledge	Developing recognition of story elements and building foundational understanding of the two texts See comments below	Displays a growing understanding of story elements and themes, though some ideas may require clarification or further development See comments below	Demonstrates a strong understanding of both texts with mostly accurate explanations of key similarities and differences	Demonstrates a deep understanding of both texts with precise and thorough comparisons of all elements
Inquiry	Beginning to explore comparisons and connections between texts with support See comments below	Analyzes and compares story elements, though connections may need further development or clarification See comments below	Provides clear and logical comparisons, connecting key story elements with a solid understanding of both texts	Provides insightful and thoughtful analysis, effectively comparing both texts and demonstrating a deep understanding
Communication	Developing clarity in expressing comparisons Organization and/or visual design require revision See comments below	Ideas are communicated, but refinement in structure, visuals, and/or written clarity would enhance the final product See comments below	Written and/or visual content is clear, organized, and effectively communicates comparisons and themes	Content is polished, well-organized, and creatively presented, conveying comparisons in an organized and effective way
Application	Shows limited understanding when comparing plot structure and theme across texts See comments below	Shows basic understanding when comparing plot structure and theme See comments below	Shows clear and logical understanding in comparing plot structure and theme	Shows insightful and thorough understanding when comparing plot structure and theme

Comments:

Name: \_\_\_\_\_ Grade (%) \_\_\_\_\_

**"The Lottery" vs. The Hunger Games: 4-Level Rubric**

Category	Level 1	Level 2	Level 3	Level 4
Knowledge	Developing recognition of story elements and building foundational understanding of the two texts See comments below	Displays a growing understanding of story elements and themes, though some ideas may require clarification or further development See comments below	Demonstrates a strong understanding of both texts with mostly accurate explanations of key similarities and differences	Demonstrates a deep understanding of both texts with precise and thorough comparisons of all elements
Inquiry	Beginning to explore comparisons and connections between texts with support See comments below	Analyzes and compares story elements, though connections may need further development or clarification See comments below	Provides clear and logical comparisons, connecting key story elements with a solid understanding of both texts	Provides insightful and thoughtful analysis, effectively comparing both texts and demonstrating a deep understanding
Communication	Developing clarity in expressing comparisons Organization and/or visual design require revision See comments below	Ideas are communicated, but refinement in structure, visuals, and/or written clarity would enhance the final product See comments below	Written and/or visual content is clear, organized, and effectively communicates comparisons and themes	Content is polished, well-organized, and creatively presented, conveying comparisons in an organized and effective way
Application	Shows limited understanding when comparing plot structure and theme across texts See comments below	Shows basic understanding when comparing plot structure and theme See comments below	Shows clear and logical understanding in comparing plot structure and theme	Shows insightful and thorough understanding when comparing plot structure and theme

Comments:

Formatted for Google Docs®!