

Editable Syllabus Templates

Each syllabus is designed as a customizable two-page template to suit your classroom needs



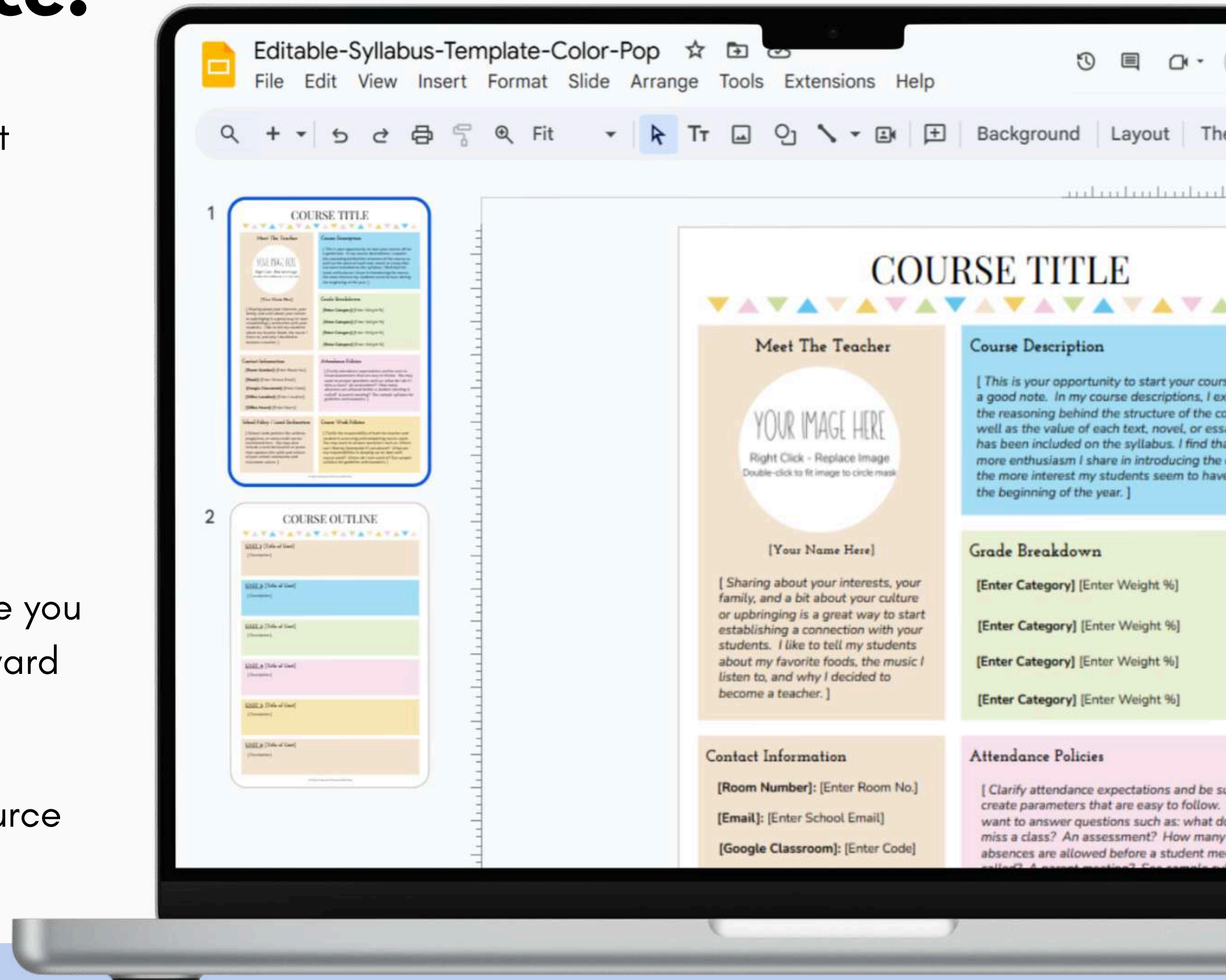
- Customize easily using **five editable templates** in **Microsoft PowerPoint®** and **Google Slides®** to match your teaching style and course requirements
- Engage students with **visually appealing layouts** that simplify course information and enhance understanding of classroom expectations
- Facilitate syllabus creation with comprehensive pre-selected headers, allowing quick updates on **contact info**, **course details**, and **grading policies**

PURCHASE HERE

Present your course curriculum with these visual syllabus templates!

Included with this resource:

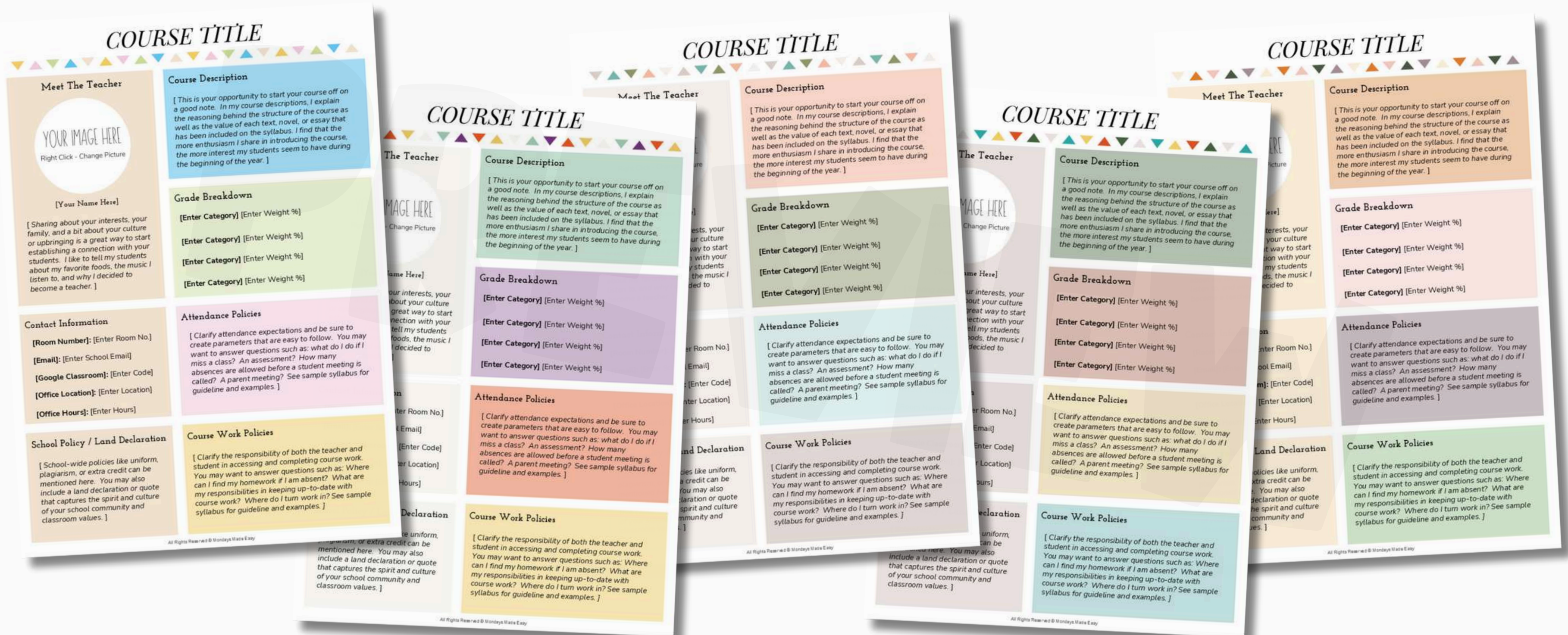
- ✓ **Five Editable Syllabus Templates** – Microsoft PowerPoint® and Google Slides®
 - "Color Pop"
 - "Vintage Floral"
 - "Light and Airy"
 - "Retro"
 - "Rustic"
- ✓ **Example** of Completed Syllabus Template
 - Use the **Visual Syllabus Example** to guide you through creating a simple and straightforward syllabus for your course.
- ✓ **Teacher Instructions** for how to use this resource



Formatted for Microsoft PowerPoint® & Google Slides®

Includes five different editable syllabus templates

Choose from "Color Pop," "Vintage Floral," "Light and Airy," "Retro," and "Rustic"



Editable Selection Headers

The first page of this syllabus includes pre-selected headers, including "Meet the Teacher," "Contact Information," "Course Description," and more

COURSE TITLE

Meet The Teacher

YOUR IMAGE HERE
Right Click - Change Picture

[Your Name Here]

[Sharing about your interests, your family, and a bit about your culture or upbringing is a great way to start establishing a connection with your students. I like to tell my students about my favorite foods, the music I listen to, and why I decided to become a teacher.]

Course Description

[This is your opportunity to start your course off on a good note. In my course descriptions, I explain the reasoning behind the structure of the course as well as the value of each text, novel, or essay that has been included on the syllabus. I find that the more enthusiasm I share in introducing the course, the more interest my students seem to have during the beginning of the year.]

Grade Breakdown

[Enter Category] [Enter Weight %]

[Enter Category] [Enter Weight %]

[Enter Category] [Enter Weight %]

[Enter Category] [Enter Weight %]

Contact Information

[Room Number]: [Enter Room No.]

[Email]: [Enter School Email]

[Google Classroom]: [Enter Code]

[Office Location]: [Enter Location]

[Office Hours]: [Enter Hours]

Attendance Policies

[Clarify attendance expectations and be sure to create parameters that are easy to follow. You may want to answer questions such as: what do I do if I miss a class? An assessment? How many absences are allowed before a student meeting is called? A parent meeting? See sample syllabus for guideline and examples.]

School Policy / Land Declaration

[School-wide policies like uniform, plagiarism, or extra credit can be mentioned here. You may also include a land declaration or quote that captures the spirit and culture of your school community and classroom values.]

Course Work Policies

[Clarify the responsibility of both the teacher and student in accessing and completing course work. You may want to answer questions such as: Where can I find my homework if I am absent? What are my responsibilities in keeping up-to-date with course work? Where do I turn work in? See sample syllabus for guideline and examples.]

Meet The Teacher

YOUR IMAGE HERE
Right Click - Change Picture

[Your Name Here]

[Sharing about your interests, your family, and a bit about your culture or upbringing is a great way to start establishing a connection with your students. I like to tell my students about my favorite foods, the music I listen to, and why I decided to become a teacher.]

Course Description

[This is your opportunity to start your course off on a good note. In my course descriptions, I explain the reasoning behind the structure of the course as well as the value of each text, novel, or essay that has been included on the syllabus. I find that the more enthusiasm I share in introducing the course, the more interest my students seem to have during the beginning of the year.]

Grade Breakdown

[Enter Category] [Enter Weight %]

[Enter Category] [Enter Weight %]

[Enter Category] [Enter Weight %]

[Enter Category] [Enter Weight %]

Contact Information

[Room Number]: [Enter Room No.]

[Email]: [Enter School Email]

[Google Classroom]: [Enter Code]

[Office Location]: [Enter Location]

[Office Hours]: [Enter Hours]

Attendance Policies

[Clarify attendance expectations and be sure to create parameters that are easy to follow. You may want to answer questions such as: what do I do if I miss a class? An assessment? How many absences are allowed before a student meeting is called? A parent meeting? See sample syllabus for guideline and examples.]

School Policy / Land Declaration

[School-wide policies like uniform, plagiarism, or extra credit can be mentioned here. You may also include a land declaration or quote that captures the spirit and culture of your school community and classroom values.]

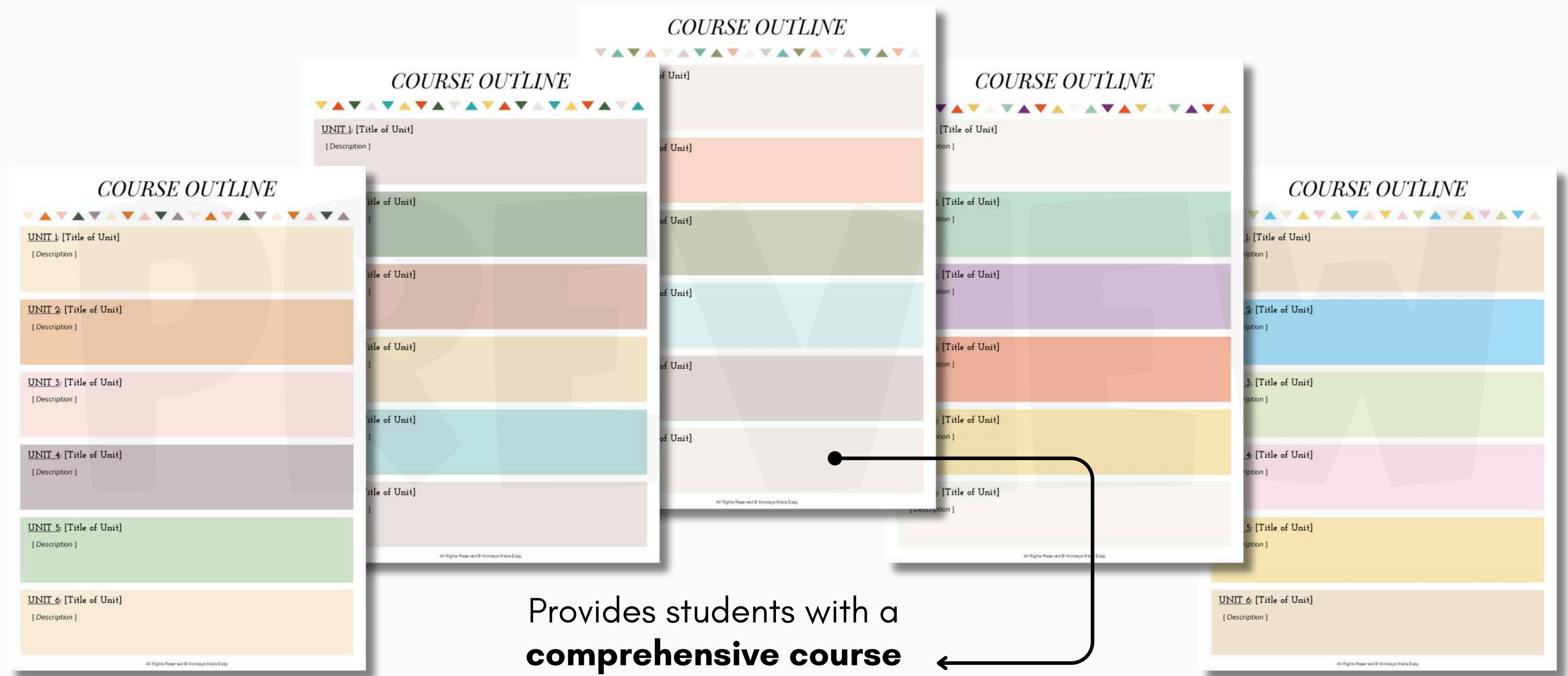
Course Work Policies

[Clarify the responsibility of both the teacher and student in accessing and completing course work. You may want to answer questions such as: Where can I find my homework if I am absent? What are my responsibilities in keeping up-to-date with course work? Where do I turn work in? See sample syllabus for guideline and examples.]

All Rights Reserved © Mondays Made Easy

Customizable Unit Outline

This second page of this syllabus is designed to include an outline of each unit in your course syllabus



Provides students with a
**comprehensive course
roadmap!**

Visual Syllabus Example

This example will guide you in creating a simple and straightforward syllabus for your course

Provides a **clear, step-by-step** layout to inspire your next course syllabus!

ENG 3040: AMERICAN LITERATURE

Meet The Teacher



Ms. Petronis

Hi! I am so excited to be your teacher this year. 7 years ago I decided to become a teacher because I wanted to share my passion for literature. When I'm not teaching, I like to listen to live music, eat Thai food, and spend time with my dog Reggie.

Course Description

This course offers an historical approach to American authors. We begin with what is said to be the first "truly American" novel and use this as a starting point in order to understand how and why the American genre came to be. These units will touch on issues related to the founding of America - racism, slavery, women's rights, inequality - that are still of significance in America today.

Grade Breakdown

- Major Assessments - 60%**
 - Essays, projects, and final assignments
- Class Submissions - 30%**
 - Written responses, class discussions
- Homework - 10%**
 - Bell ringer quizzes from reading assignments

Contact Information

Room Number: 243
Email: d.petronis@tdsb.on.ca
Google Classroom: VHW531
Office Location: 243
Office Hours: By appointment

School Policy / Land Declaration

We acknowledge that we are hosted on the lands of the Mississaugas of the Anishinaabe, the Haudenosaunee Confederacy and the Wendat. We also acknowledge the enduring presence of all First Nations, Métis and Inuit peoples.

Attendance Policies

- Missed assessments** require either prior approval from a parent or guardian, or require a note from a medical professional.
- Repeated absences** (5 or more) will require a meeting called with student services.
- Excessive absences** (10 or more) will require a meeting called with student services and parental guardians.

Course Work Policies

- Course work is assigned in class and posted to our **Google Classroom**.
- Course readings** are to be completed each day.
- Course assignments** are to be submitted on time through Google Classroom and formatted according to MLA standards.

All Rights Reserved © Mondays Made Easy

COURSE OUTLINE

UNIT 1: The Adventures of Huckleberry Finn

Mark Twain's classic novel is considered by some to be the first "truly American" novel. This text explores The American Civil War and will begin our exploration of themes and motifs in American Literature.
Required Texts: *The Adventures of Huckleberry Finn* by Mark Twain

UNIT 2: American Romanticism

We will explore how the American genre came to be through an examination of the Romantic Era. The Romantic poetry and essays from the 19th Century characterized American Literature as we know it today.
Required Texts: *Romanticism: An Anthology* by Duncan Wu

UNIT 3: The Great Gatsby

The literature of the 1920s will help us to examine societal and economic topics; primarily, we will be exploring the economic boom of "The Roaring 20s." This era is captured in F. Scott Fitzgerald's *The Great Gatsby*.
Required Texts: *The Great Gatsby* by F. Scott Fitzgerald

UNIT 4: The Harlem Renaissance

An artistic and cultural explosion took place in Harlem during the 1920s; the literature that emerged from this period will be examined, compared, and contrasted to the topics examined in Unit 3.
Required Texts: *Harlem Stomp!* by Laban Carrick Hill

UNIT 5: Catcher in the Rye

This unit will explore post-war culture through JD Salinger's classic American novel. *The Catcher in the Rye* examines societal norms of the 1950s through a charming retelling of a young man's coming of age story.
Required Texts: *The Catcher in the Rye* by JD Salinger

UNIT 6: The Road

We will finish our exploration in American literature with Cormac McCarthy's modern dystopian novel. *The Road* is a riveting tale about survival in a post-apocalyptic world and is a recipient of the Pulitzer Prize.
Required Texts: *The Road* by Cormac McCarthy

All Rights Reserved © Mondays Made Easy

See what others are saying...

Here's what teachers like you are loving about this **Visual Syllabus Template!**

★★★★★ **Extremely Satisfied**

I got so many positive feedback emails from families about the syllabus. The color blocking made it easy to follow, easy to locate information, and engaging! Not your average syllabus and my students and families really loved it!

– Lindsay C.

★★★★★ **Extremely Satisfied**

I had never written a syllabus before, and these templates helped me SO MUCH! Parents loved getting to see what their kids would learn about, and students were actually somewhat interested in them.

– Ms. Weber