

Free Verse Poetry Writing Workshop

This resource includes everything you need to explore free verse poetry with your students



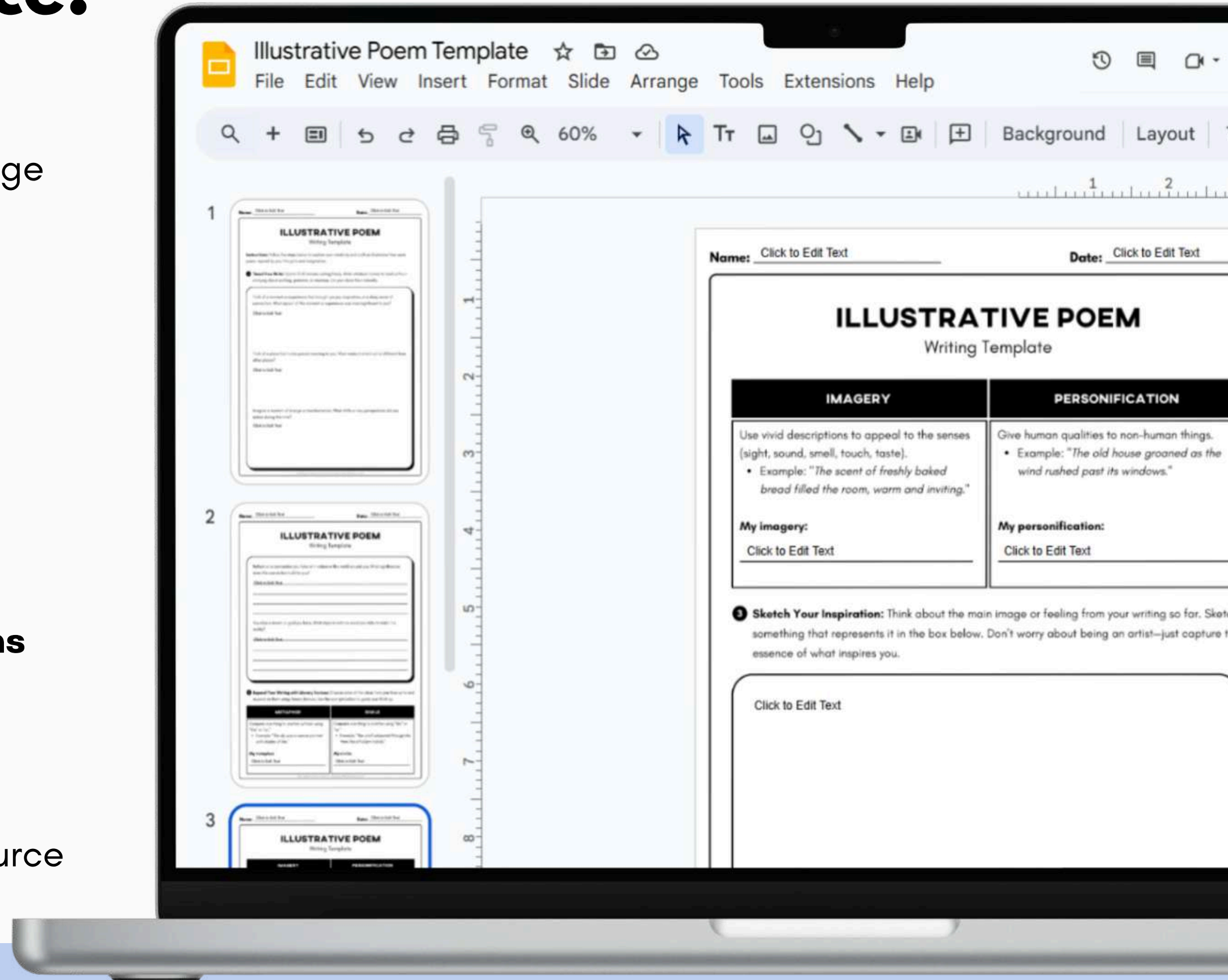
- **Engage students through interactive lessons on various poetry styles** like blackout, collage, and illustrative poetry to encourage creativity.
- **Provide differentiated materials** including digital/print templates, instructional handouts, and editable rubrics for flexible assessment.
- **Simplify lesson planning with a ready-to-use slideshow** that activates background knowledge, covers modern free verse poetry, and links to Poetry Foundation resources.

Explore haiku using this hands-on writing workshop!

PURCHASE HERE

Included with this resource:

- ✓ Free Verse Poetry **Slideshow Lesson**
 - Explore examples of blackout poetry, collage poetry, and illustrative poems
- ✓ Free Verse Poetry **Informational Handout**
- ✓ Writing **Assignment Instructions**
- ✓ Free Verse Poetry **Writing Templates**
- ✓ 30 Age-Appropriate Pages for **Blackout Poems**
- ✓ **Editable** Free Verse Poetry 4-Level **Rubric**
- ✓ **Teacher Instructions** for how to use this resource



Includes Digital Version for Google Drive®

Interactive Slideshow Lesson

Activate background knowledge, recall essential vocabulary, and explore examples of free verse poetry

What is a
FREE VERSE

What is a
**FREE VERSE
POEM?**

What

WRITING POETRY

FREE VERSE

Free verse is a poetic form that includes verse **without any meter or rhyme**. They follow **no rules**, including the rules of grammar and mechanics.

Example
Kate Baer
"Erasure Poetry"

In addition to writing poems about the experience of a woman, Kate also takes the words of her critics and **transforms them into poetry**.

This type of poem is classified as "**erasure poetry**" because it removes words from a text to create a coherent thought.

This type of poem demonstrates how **free verse poetry does not need to follow any structure**.

DEEP D

Recall: Essential Terms

RHYME SCHEME

Rhyme is created by two words that sound alike.

The **rhyme scheme** is the rhyming pattern of the poem.

METER

Meter is the rhythmic structure within a poem, conveyed by the **rise and fall** (or stress and unstress) of the **syllables** within a line.

STANZA

A **stanza** is a **group of lines** within the verse of a poem. They often follow a similar pattern or idea, but they don't need to. They are separated from other stanzas with a line break or blank line.

WRITING POETRY

I could ask you
to love me
instead I hope
you meet the earth where
she bruises and know your place in
the history of things

Free Verse Poetry Informational Handbook


Students can use this informational handout to reference poetic structures and examples as models for their writing

Explore various forms of free verse poetry, including **blackout**, **illustrative**, and **collage poems**!

Name: _____ Date: _____

Free Verse Poetry Informational Handout

Free verse is a poetic form that includes verse without any meter or rhyme. They follow no rules, including the rules of grammar and mechanics.



Some free verse poems are organized by stanzas, but they don't need to be. Some free verse poems are simply words on a page that flow together, like the poetry of E.E. Cummings.

We could compare free verse to narrative writing or even spoken language, but even these forms of writing have structure.

As a rule, free verse does not have any structure at all. Authors can still choose to create unique structure forms within their poems.

Example:

Rain falling	→	No identifiable meter
on a tin roof	→	No transition to written representation to sounds
Pitter-pitter-pit-pit-pit	→	No rhyme scheme
reminds me of	→	
summer nights popping corn over an	→	
open fire	→	Abrupt stop to verse violates grammar and mechanics but has a poetic effect (leaving the audience hanging and thinking)
and...	→	

All Rights Reserved © MondayMadeEasy.com

Name: _____ Date: _____

Writing Free Verse Poems

Free verse poems offer limitless creative freedom, allowing you to express your thoughts, emotions, and stories without the constraints of rhyme or fixed structure. Within this style, there are three inspiring types to explore: **Blackout Poems**, where hidden meaning is uncovered in existing text; **Collage Poems**, which are crafted from found words; and **Illustrative Poems**, which combine vivid imagery with personal reflections. Here are the steps to create each one:

1. BLACKOUT POEM

- 1. Read the Text**
Carefully read the provided excerpt to understand its content.
- 2. Select Words**
Use a pencil to circle words or phrases that stand out and convey your desired message or theme.
- 3. Black Out the Rest**
Use a marker to black out all other words, leaving only your selected words visible.
- 4. Finalize Your Poem**
Write out the visible words as your completed poem.

2. COLLAGE POEM

- 1. Brainstorm Your Theme**
Decide on a theme or message you want to express (e.g., dreams, emotions, or experiences). Write down related words or ideas.
- 2. Find Words**
Search through newspapers and magazines for words or phrases that resonate with your theme. Cut out a mix of nouns, verbs, and adjectives.

Arrange Your Poem
Use your cut-out words to creatively structure your poem on a page, forming a unique composition.

All Rights Reserved © MondayMadeEasy.com

Free Verse Writing Templates

Students can use the templates provided to experiment with their own free verse poem.


Name: _____ Date: _____

COLLAGE POEM

Writing Template

2 Find Words: Search through newspapers and magazines for words or phrases that connect to your theme. Cut out a variety of words (nouns, verbs, adjectives) that inspire you.

3 Create Your Poem: Arrange your cut-out words into a poem. Use the template to structure your poem creatively.



All Rights Reserved © MondaysMadeEasy.com

Name: _____

COLLAGE POEM

Writing Template

1 Brainstorm Your Theme: Think about a theme or idea you want to write about. Use the prompts below to help guide your thinking.

What do you want to express about your life, dreams, or experiences?

What emotions or messages do you want to share?

Write down words or phrases that come to mind.

All Rights Reserved © MondaysMadeEasy.com

Difficult Things

That night, Richard stayed with me while Mom kept L... hospital. Sal had a broken arm and three broken ribs, and a night for observation.

Richard ordered a pizza. "Do you feel like talking?" he asked. "Not really," I said. "Maybe later." He nodded. "Just let me know."

After dinner, I closed my door and sat on my bed with my head in front of me. "Think," my brain said. "Think, think, think. Ropes, tied some knots, and tried to start at the beginning. The trip is a difficult one. I will not be myself when I go. The trip is a difficult one, and I must ask my favors. And then there was the strangest line of all: The trip is to carry nothing, and a man can only hold so much paper. I fingered the notes, so small and brittle. Had I a mouth?

The trip is a difficult one. Difficult enough to scramble a person's mind at a street corner? What kind of a trip did that take? I deliberately take a trip like that? My mind began a little chant: "And why? Why?"

To save Sal. That's why you stood on our corner. You were always doing those kicks into the street. It was all to save Sal. Because, somehow, you knew. Time travel is possible, Marcus said. In theory. I am coming to save your friend's life, and my friend is you. "Well," I said out loud to no one, "you save me miserably with goal number two."

125


Name: _____

ILLUSTRATIVE POEM

Writing Template

IMAGERY	Give him a name
Use vivid descriptions to appeal to the senses (sight, sound, smell, touch, taste). • Example: "The scent of freshly baked bread filled the room, warm and inviting."	• Example: "Excuse me, but your friend is very interesting."
My imagery: _____	My person: _____

3 Sketch Your Inspiration: Think about the main image or feeling you want to express. Sketch something that represents it in the box below. Don't worry about the details, just capture the essence of what inspires you.



All Rights Reserved © MondaysMadeEasy.com


Name: _____ Date: _____

BLACKOUT POEM

Writing Template

Instructions: Create a blackout poem by selecting words from the excerpt of the book that form a new poem.

- Read the excerpt and use a pencil to circle words or phrases that stand out to you or express a complete idea.
- Once you've identified the words, use a dark marker or colored pencil crayons to "black out" the surrounding text, leaving only the circled words visible. You can create a design if you wish!
- Cut out your blackout poem and paste it below.



All Rights Reserved © MondaysMadeEasy.com

Includes pages for blackout poems!



Includes Editable & Ready-to-Print 4-Level Rubric

Modify this rubric to meet the unique needs of your classroom

Free Verse Poem

Edit View Insert Format Tools Extensions Help

100% Normal text Lato 10 B I U A

Name: _____ Grade (%) _____

Poetry Writing Assignment: Free Verse

Category	Level 1	Level 2	Level 3	Level 4
Knowledge	Poem does not demonstrate free verse; revision is required The idea of the poem is incomplete See comments below	Poem deviates from conventional grammar and mechanics but to the extent that the message of the poem is somewhat unclear The idea of the poem is somewhat complete but would benefit from more clarity See comments below	Poem deviates from conventional grammar and mechanics to employ free verse adequately Poem expresses a complete idea	Poem deviates from conventional grammar and mechanics to employ free verse as a medium of artful expression Poem expresses a complete idea with clarity
Inquiry	The medium used in combination with the poem (collage, illustration, black-out) requires more effort or appeal See comments below	The medium used in combination with the poem (collage, illustration, black-out) is arranged well but could use some improvement See comments below	The medium used in combination with the poem (collage, illustration, black-out) is arranged with effort and appeal	The medium used in combination with the poem (collage, illustration, black-out) is arranged with an exceeding level of effort and appeal
Communication	The wording of the poem requires revision to convey more meaning, vision, and emotion Poem is missing a title See comments below	Poem conveys meaning but could express more vision or emotion Poem has a title that does not relate to the content See comments below	Poem conveys vision or expresses emotion Poem has a title that relates to the content	Poem artfully conveys vision and expresses emotion Poem has a title that craftily relates to the content
Application	Poem requires more distinction, originality, or integrity	Poem is original and unique	Poem demonstrates effort and integrity	Poem is unique and demonstrates an exceptional level of originality and integrity

Name: _____ Grade (%) _____

Poetry Writing Assignment: Free Verse

Category	Level 1	Level 2	Level 3	Level 4
Knowledge	Poem does not demonstrate free verse; revision is required The idea of the poem is incomplete See comments below	Poem deviates from conventional grammar and mechanics but to the extent that the message of the poem is somewhat unclear The idea of the poem is somewhat complete but would benefit from more clarity See comments below	Poem deviates from conventional grammar and mechanics to employ free verse adequately Poem expresses a complete idea	Poem deviates from conventional grammar and mechanics to employ free verse as a medium of artful expression Poem expresses a complete idea with clarity
Inquiry	The medium used in combination with the poem (collage, illustration, black-out) requires more effort or appeal See comments below	The medium used in combination with the poem (collage, illustration, black-out) is arranged well but could use some improvement See comments below	The medium used in combination with the poem (collage, illustration, black-out) is arranged with effort and appeal	The medium used in combination with the poem (collage, illustration, black-out) is arranged with an exceeding level of effort and appeal
Communication	The wording of the poem requires revision to convey more meaning, vision, and emotion Poem is missing a title See comments below	Poem conveys meaning but could express more vision or emotion Poem has a title that does not relate to the content See comments below	Poem conveys vision or expresses emotion Poem has a title that relates to the content	Poem artfully conveys vision and expresses emotion Poem has a title that craftily relates to the content
Application	Poem requires more distinction, originality, or integrity See comments below	Poem is original and unique See comments below	Poem demonstrates effort and integrity	Poem is unique and demonstrates an exceptional level of originality and integrity

Comments:



Formatted for Google Docs®!

See what others are saying...

Here's what teachers like you are loving about this **Free Verse Poetry!**

 **Extremely Satisfied**

Used for blended learning (online and in-class). The slideshow was a great introduction to the relevance of free verse poetry to my students' lives and this made for really great quality work with their poetry assignments.

– Pat T.

 **Extremely Satisfied**

I love this Free Verse assignment! There was such beautiful work production that I was able to hang on my work wall!

– Bridget G.